

Chinese & English Contact

營業部
Sales Department
T: 852 3521 1945
E: sales@elumenled.com

Japanese Contact

マックス
Max Wong
T: 852 3521 1945
E: max@elumenled.com

Hong Kong Office:

Unit 10-11, 11/F., New Trend Centre,
704 Prince Edward Road East, San Po Kong,
Kowloon, Hong Kong

T: 852 3520 1441
F: 852 3520 1449
E: sales@elumenled.com
W: www.elumenled.com

China Factory:

7/F Block C, Guan Cheng
Low-carbon Industrial Park Shangcun,
Gongming Town, Guangming New District, Shenzhen,
Guangdong Province, China

T: 86 755 3318 5456
F: 86 755 3318 5457

eLumen
LED Lighting Solutions Company Limited
壹流明光電科技有限公司

Versatile Lighting Solutions

LED Flex Strip / LED Flex Panel / LED Profile / LED Neonflex

eLumen
LED Lighting Solutions Company Limited
壹流明光電科技有限公司



eLumen LED Lighting Solutions Company Limited

eLumen LED Lighting Solutions Co. Ltd is an ISO9001 certified Original Equipment Manufacturer & Original Design Manufacturer of LED modules and LED strips for illumination, decoration and backlighting. Our headquarters is located in Hong Kong whilst our factory is located in Shenzhen, China.

Our engineering department provides PCB design services for product customization and PCB production of both customized and standardized items. We also offer injection molding services to cater the needs for different custom designs and production of light guide panels, reflectors and plastic covering units.

We liaise with industry leaders including but not limited to Nichia, Cree, Luxeon and Osram LED in the production of our high-power lighting modules to deliver excellent quality and reliability for general illumination applications and special lighting effects. Over 90% of our finished goods are exported worldwide including but not limited to the United States, Europe and Japan whereas the remainders represent domestic sale to Mainland China and Hong Kong.

Our goal is to explore and offer the most cost-efficient LED energy at the lowest affordable price and to create a more sustainable and environmental friendly society with our continuous efforts and persistence.



Illustrative Symbols

Input Voltage



CRI



Waterproof Rating



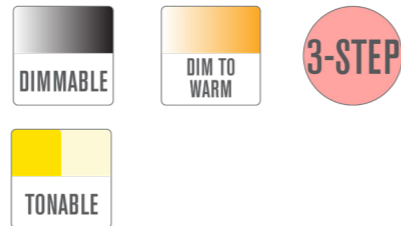
Colour Temperature




RGB Features



Other Features



Full Spectrum



Contents






LED Strip 11

LED FLEX Strip 97

Aluminum Profile 103

LED Controller 109

Connectors 114



LED STRIP



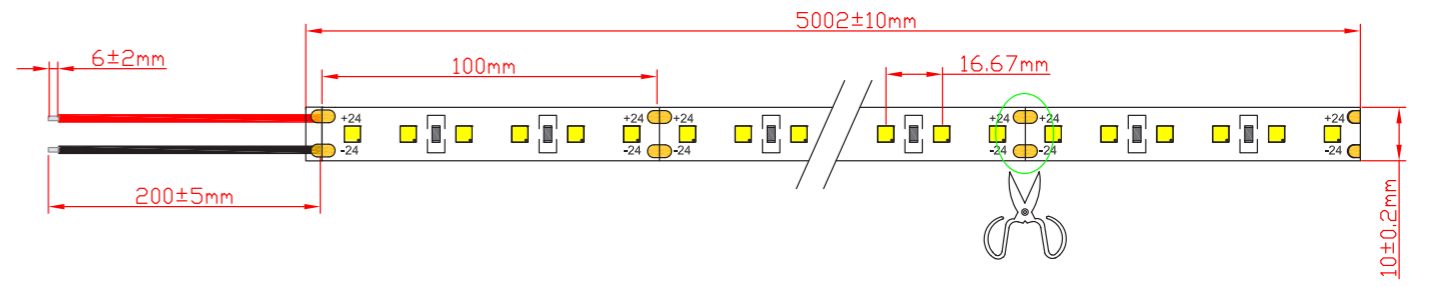
Nichia LED Strip Constant Voltage Series



IP & CRI



Dimension & Available Length

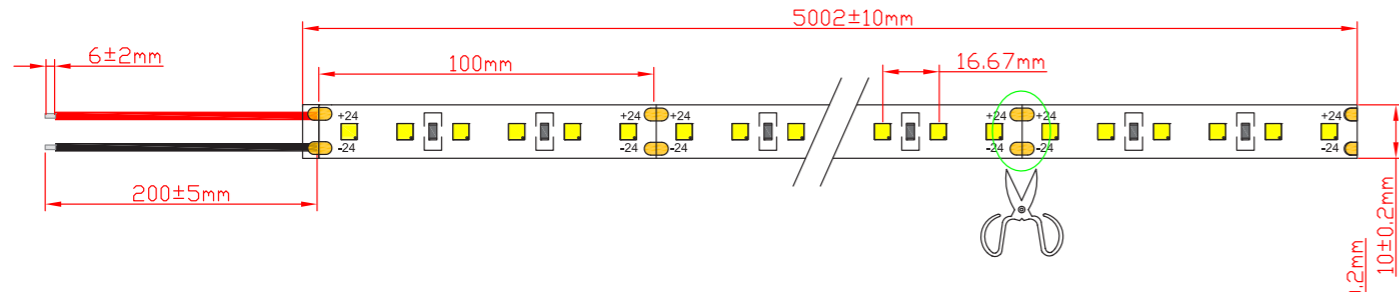


Electrical & Output Data

Part No.	Power/m	Voltage	Lumen/m	lm/W	LED/m	LED Pitch	Standard Length	Width	Section Width
ELL-FWNF63-IN60-CV90-10-24V-CCT	15.6	24V	1990	130	60	16.7	5m	10	100mm
ELL-FWNF63-IN120-CV90-5-24V-CCT	19.2	24V	2450	130	120	8.3	5m	5	50mm
ELL-FWNF73-IN84-CV90-10-24V-CCT	20.2	24V	3000	150	84	11.9	5m	10	83.3mm
ELL-FWNF73-IN126-CV90-10-24V-CCT	28.1	24V	4180	150	126	7.9	5m	10	55.6mm
ELL-FWNF83-IN96-CV90-10-24V-CCT	16.7	24V	2850	170	96	10.4	5m	10	83.3mm
ELL-FWNF83-IN128-CV90-10-24V-CCT	18	24V	3060	170	128	7.8	5m	10	62.5mm

ELL-FWNF63-IN60-CV90-10-24V-CCT

Dimension & Available Length



Electrical & Output Data

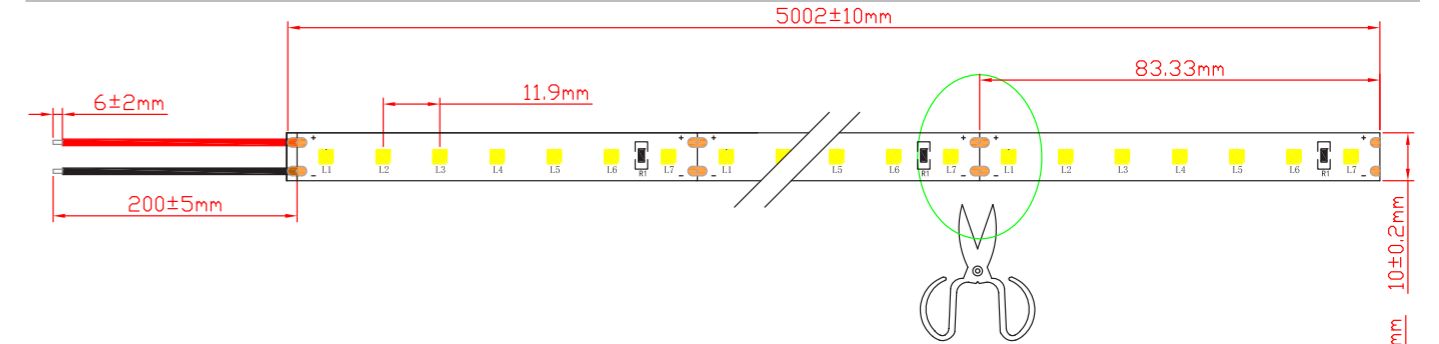
Power	15.6W
Voltage	24V
Lumen/m	1990lm/m
LED/m	60 pcs/m
lm/W	130
Standard Length	5m
Width	10mm
Section Width	100mm

IP & CRI

DC 24V	Ra 80	Ra 90	3-STEP
2000K	2400K	2700K	
3000K	3500K	4000K	
5000K	5700K	6500K	
IP 20	IP 54	IP 65	IP 67

ELL-FWNF73-IN84-CV90-10-24V-CCT

Dimension & Available Length



Electrical & Output Data

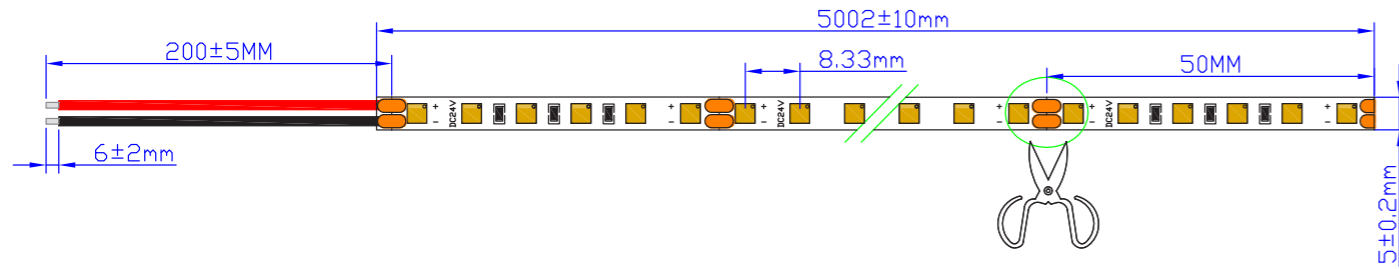
Power	20.2W
Voltage	24V
Lumen/m	3000lm/m
lm/W	150
LED/m	84pcs/m
Standard Length	5m
Width	10mm
Section Width	83.3mm

IP & CRI

DC 24V	Ra 80	Ra 90	3-STEP
2000K	2400K	2700K	
3000K	3500K	4000K	
5000K	5700K	6500K	
IP 20	IP 54	IP 65	IP 67

ELL-FWNF63-IN120-CV90-5-24V-CCT

Dimension & Available Length



Electrical & Output Data

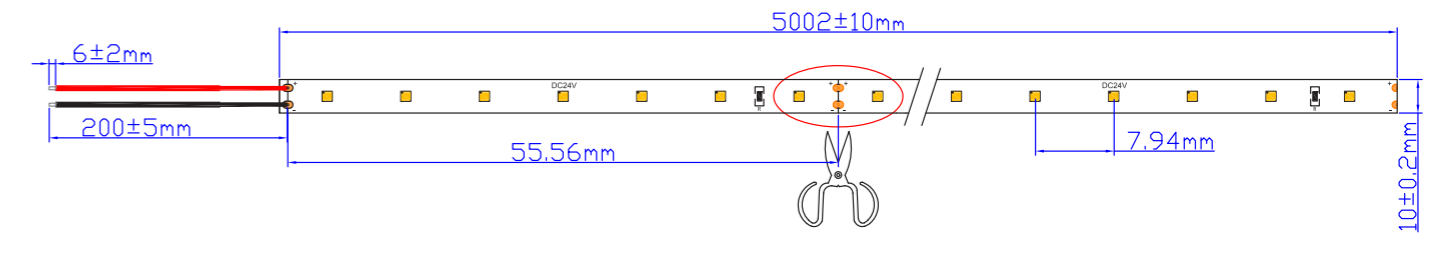
Power	19.2W
Voltage	24V
Lumen/m	2450lm/m
LED/m	120 pcs/m
lm/W	130
Standard Length	5m
Width	5mm
Section Width	50mm

IP & CRI

DC 24V	Ra 80	Ra 90	3-STEP
2000K	2400K	2700K	
3000K	3500K	4000K	
5000K	5700K	6500K	
IP 20	IP 54	IP 65	IP 67

ELL-FWNF73-IN126-CV90-10-24V-CCT

Dimension & Available Length



Electrical & Output Data

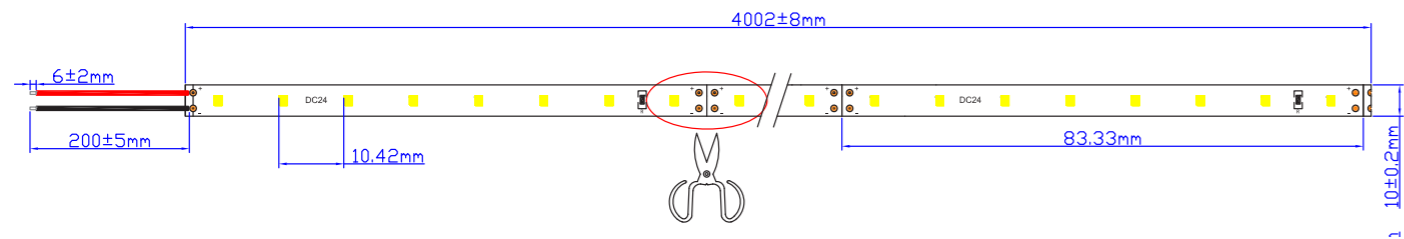
Power	28.1W
Voltage	24V
Lumen/m	4180lm/m
lm/W	150
LED/m	126 pcs/m
Standard Length	5m
Width	10mm
Section Width	55.6mm

IP & CRI

DC 24V	Ra 80	Ra 90	3-STEP
2000K	2400K	2700K	
3000K	3500K	4000K	
5000K	5700K	6500K	
IP 20	IP 54	IP 65	IP 67

ELL-FWNF83-IN96-CV90-10-24V-CCT

Dimension & Available Length



Electrical & Output Data

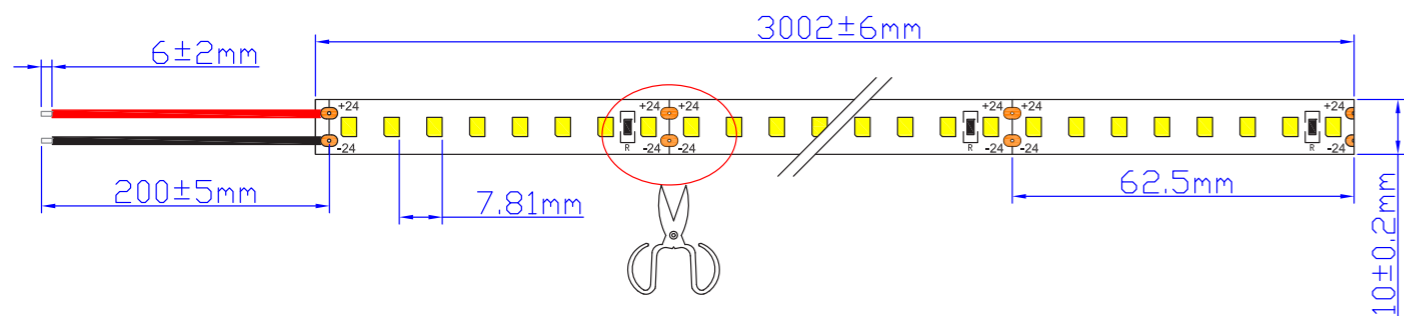
Power	16.7W
Voltage	24V
Lumen/m	2850lm/m
lm/W	170
LED/m	96 pcs/m
Standard Length	5m
Width	10mm
Section Width	83.3mm

IP & CRI

DC 24V	Ra 80	Ra 90	3-STEP
2000K	2400K	2700K	
3000K	3500K	4000K	
5000K	5700K	6500K	
IP 20	IP 54	IP 65	IP 67

ELL-FWNF83-IN128-CV90-10-24V-CCT

Dimension & Available Length



Electrical & Output Data

Power	18W
Voltage	24V
Lumen/m	3060lm/m
LED/m	128 pcs/m
lm/W	170
Standard Length	5m
Width	10mm
Section Width	62.5mm

IP & CRI

DC 24V	Ra 80	Ra 90	3-STEP
2000K	2400K	2700K	
3000K	3500K	4000K	
5000K	5700K	6500K	
IP 20	IP 54	IP 65	IP 67



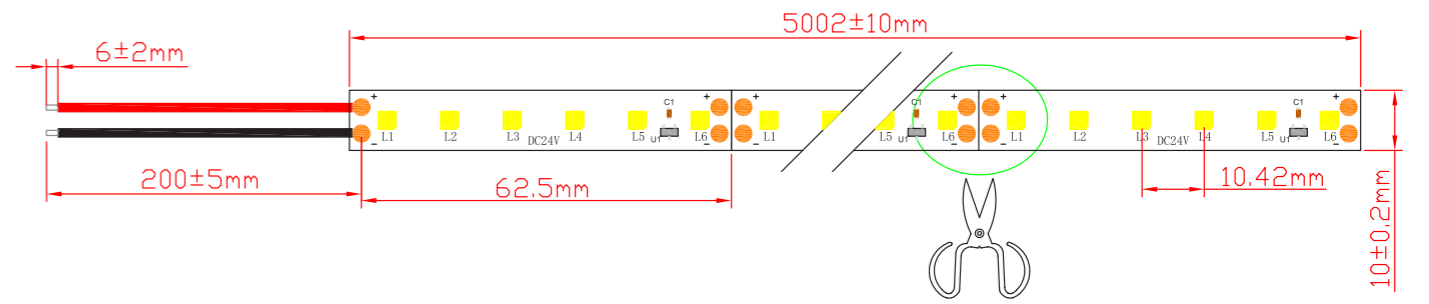
Nichia LED Strip Constant Current Series



IP & CRI



Dimension & Available Length

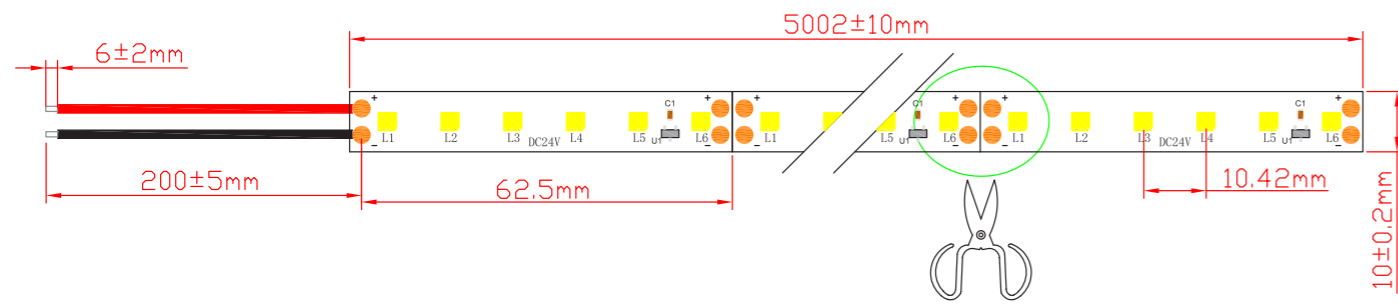


Electrical & Output Data

Part No.	Power/m	Voltage	Lumen/m	lm/W	LED/m	LED Pitch	Standard Length	Width	Section Width
ELL-FWNF63-IN96-CC90-10-24V-CCT	25	24V	3190	130	96	10.4	5m	10	62.5mm
ELL-FWNF63-IN120-CC90-5-24V-CCT	19.2	24V	2450	130	120	8.3	5m	5	50mm
ELL-FWNF63-IN120-CC90-10-24V-CCT	28.8	24V	3670	130	120	8.3	5m	10	50mm
ELL-FWNF73-IN70-CC90-10-24V-CCT	14.4	24V	2140	150	70	14.3	5m	10	100mm
ELL-FWNF73-IN112-CC90-10-24V-CCT	23	24V	3420	150	112	8.9	5m	10	62.5mm
ELL-FWNF83-IN80-CC90-10-24V-CCT	14.4	24V	2450	170	80	12.5	5m	10	100mm
ELL-FWNF83-IN128-CC90-10-24V-CCT	23	24V	3910	170	128	7.8	3m	10	62.5mm

ELL-FWNF63-IN96-CC90-10-24V-CCT

Dimension & Available Length



Electrical & Output Data

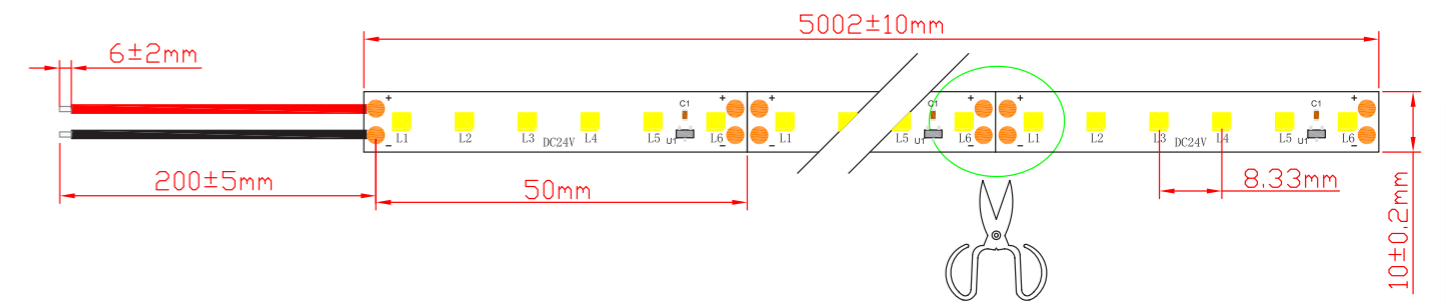
Power	25W
Voltage	24V
Lumen/m	3190lm/m
lm/W	130
LED/m	96 pcs/m
Standard Length	5m
Width	10mm
Section Width	62.5mm

IP & CRI

DC 24V	Ra 80	Ra 90	3-STEP
2000K	2400K	2700K	
3000K	3500K	4000K	
5000K	5700K	6500K	
IP 20	IP 54	IP 65	IP 67

ELL-FWNF63-IN120-CC90-10-24V-CCT

Dimension & Available Length



Electrical & Output Data

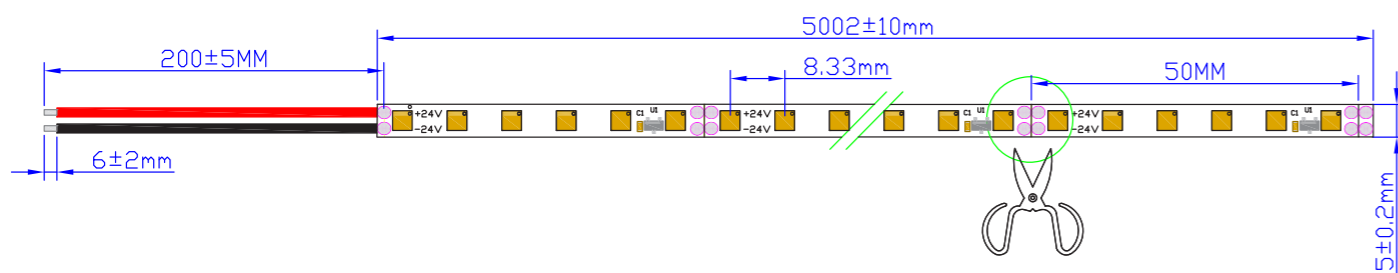
Power	28.8W
Voltage	24V
Lumen/m	3670lm/m
lm/W	130
LED/m	120 pcs/m
Standard Length	5m
Width	10mm
Section Width	50mm

IP & CRI

DC 24V	Ra 80	Ra 90	3-STEP
2000K	2400K	2700K	
3000K	3500K	4000K	
5000K	5700K	6500K	
IP 20	IP 54	IP 65	IP 67

ELL-FWNF63-IN120-CC90-5-24V-CCT

Dimension & Available Length



Electrical & Output Data

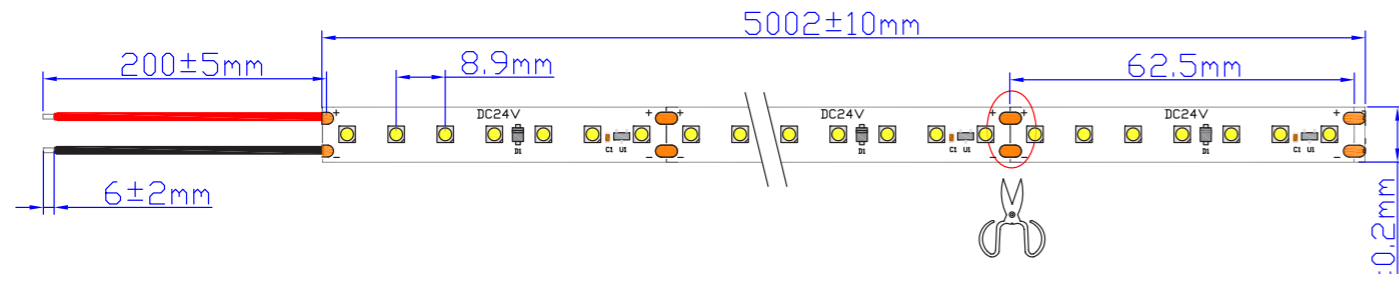
Power	19.2W
Voltage	24V
Lumen/m	2450lm/m
lm/W	130
LED/m	120 pcs/m
Standard Length	5m
Width	5mm
Section Width	50mm

IP & CRI

DC 24V	Ra 80	Ra 90	3-STEP
2000K	2400K	2700K	
3000K	3500K	4000K	
5000K	5700K	6500K	
IP 20	IP 54	IP 65	IP 67

ELL-FWNF73-IN112-CC90-10-24V-CCT

Dimension & Available Length



Electrical & Output Data

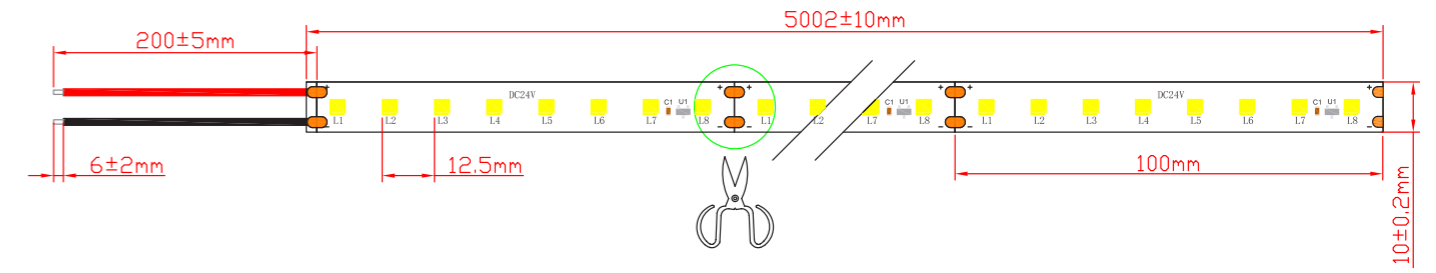
Power	23W
Voltage	24V
Lumen/m	3420lm/m
lm/W	150
LED/m	112 pcs/m
Standard Length	5m
Width	10mm
Section Width	62.5mm

IP & CRI

DC 24V	Ra 80	Ra 90	3-STEP
2000K	2400K	2700K	
3000K	3500K	4000K	
5000K	5700K	6500K	
IP 20	IP 54	IP 65	IP 67

ELL-FWNF83-IN80-CC90-10-24V-CCT

Dimension & Available Length



Electrical & Output Data

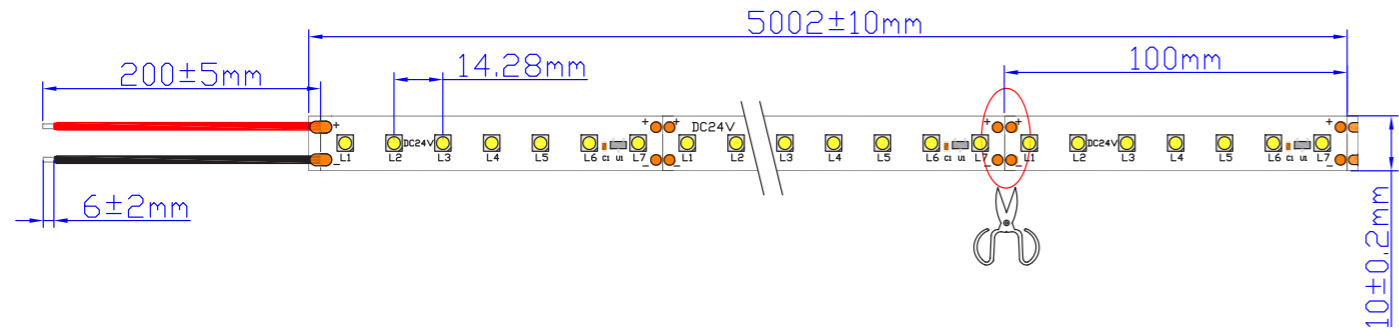
Power	14.4W
Voltage	24V
Lumen/m	2450lm/m
lm/W	170
LED/m	80 pcs/m
Standard Length	5m
Width	10mm
Section Width	100mm

IP & CRI

DC 24V	Ra 80	Ra 90	3-STEP
2000K	2400K	2700K	
3000K	3500K	4000K	
5000K	5700K	6500K	
IP 20	IP 54	IP 65	IP 67

ELL-FWNF73-IN70-CC90-10-24V-CCT

Dimension & Available Length



Electrical & Output Data

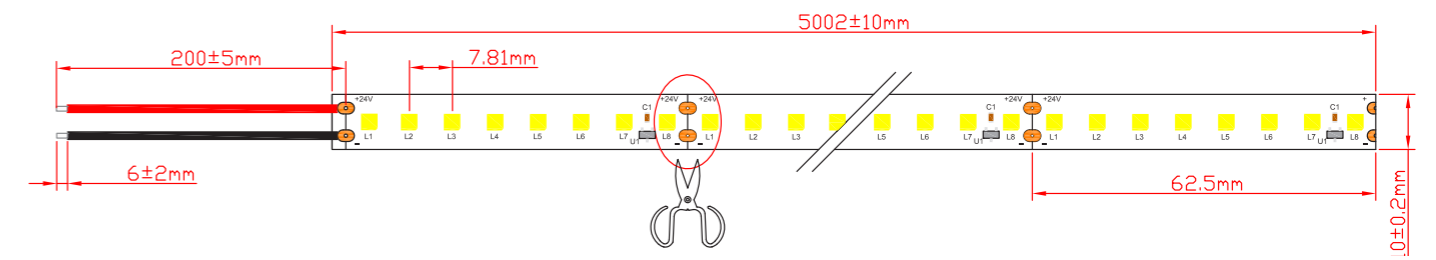
Power	14.4W
Voltage	24V
Lumen/m	2140lm/m
lm/W	150
LED/m	70 pcs/m
Standard Length	5m
Width	10mm
Section Width	100mm

IP & CRI

DC 24V	Ra 80	Ra 90	3-STEP
2000K	2400K	2700K	
3000K	3500K	4000K	
5000K	5700K	6500K	
IP 20	IP 54	IP 65	IP 67

ELL-FWNF83-IN128-CC90-10-24V-CCT

Dimension & Available Length



Electrical & Output Data

Power	23W
Voltage	24V
Lumen/m	3910lm/m
lm/W	170
LED/m	128 pcs/m
Standard Length	3m
Width	10mm
Section Width	62.5mm

IP & CRI

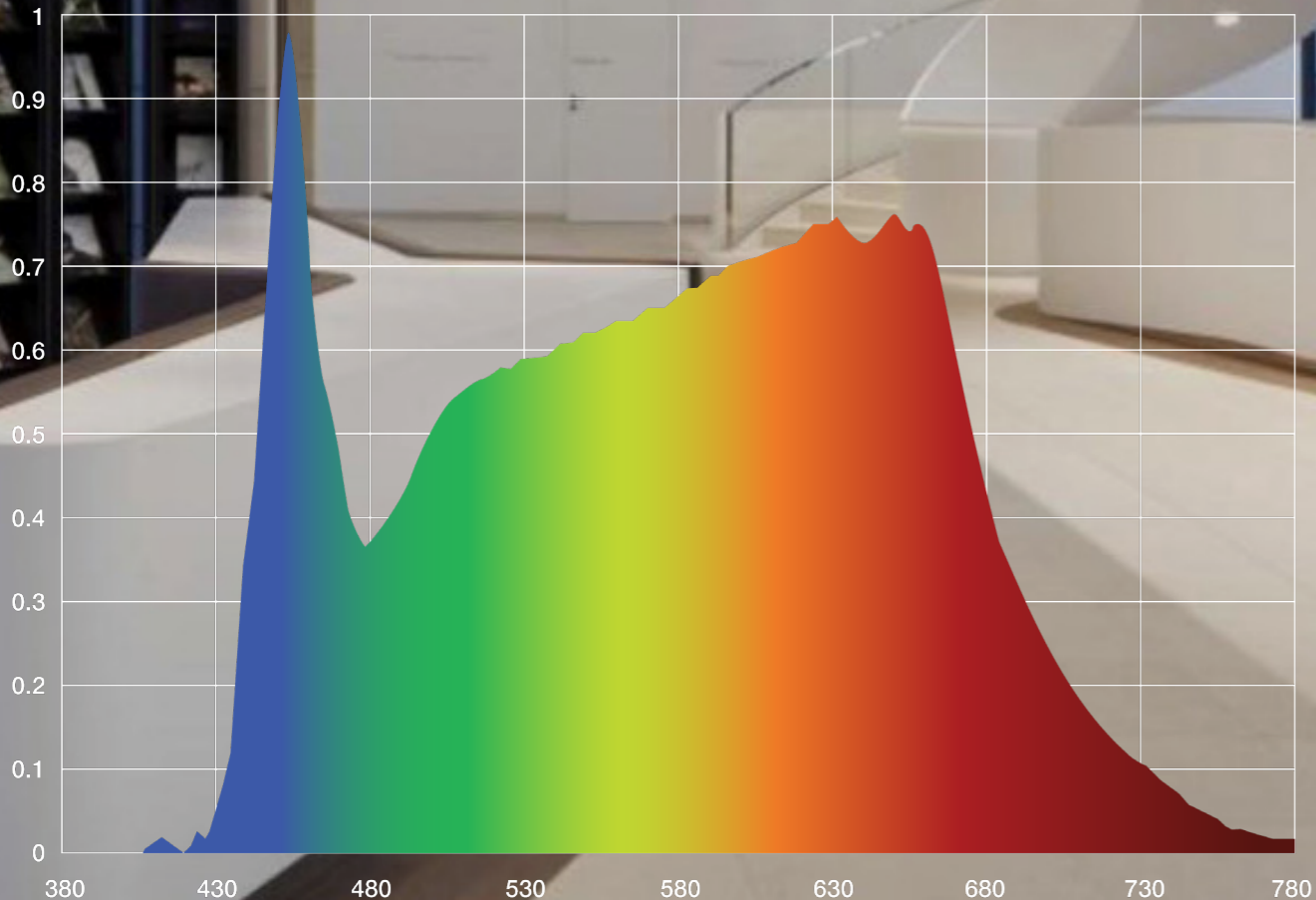
DC 24V	Ra 80	Ra 90	3-STEP
2000K	2400K	2700K	
3000K	3500K	4000K	
5000K	5700K	6500K	
IP 20	IP 54	IP 65	IP 67

Nichia LED Strip Full Spectrum Series

Nichia Optisolis series provides the Ultra-High CRI. The technology is based on blue pumps with proprietary Nichia phosphor technology, thus with no violet or UV spectral energy.

It is good for applications such as museum and art galleries. Other areas such as retail, restaurant and commercial spaces requiring full spectrum illumination are also suitable.

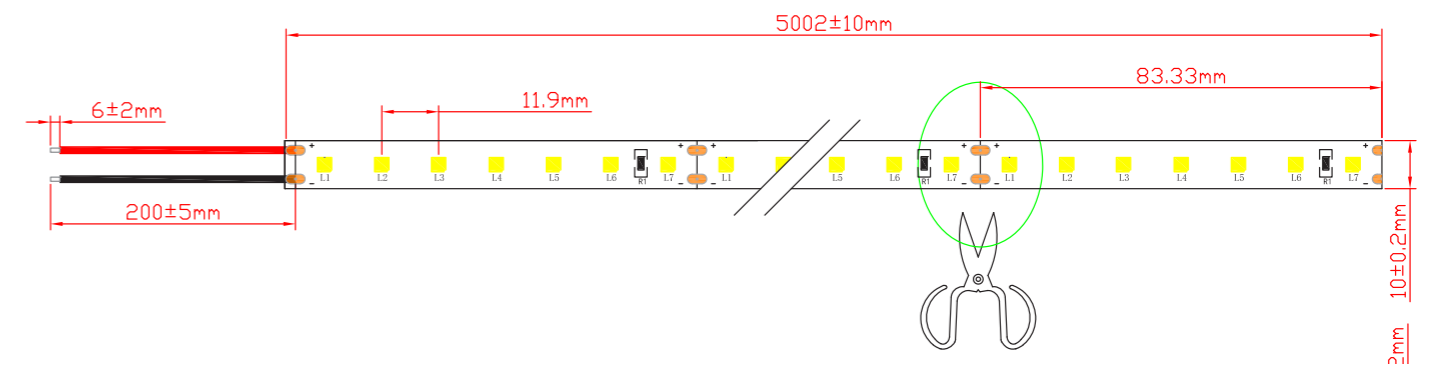
4000K CCT



IP & CRI



Dimension & Available Length

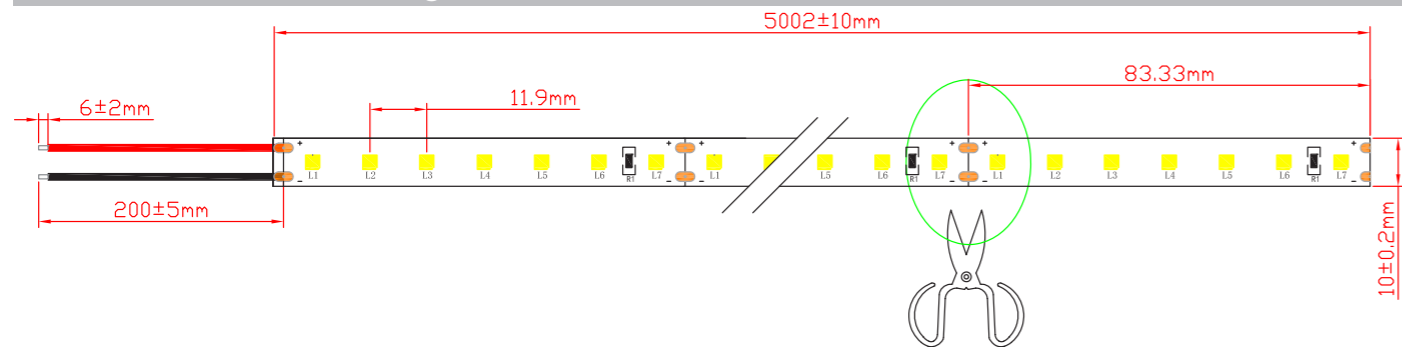


Electrical & Output Data

Part No.	Power/m	Voltage	Lumen/m	lm/W	LED/m	LED Pitch	Standard Length	Width	Section Width
ELL-FWNF73F-IN84-CV95-10-24V-CCT	20.2	24V	3000	150	84	11.9	5m	10	83.3mm
ELL-FWNF73F-IN112-CV95-10-24V-CCT	23	24V	3420	150	112	8.9	5m	10	62.5mm

ELL-FWNF73F-IN84-CV95-10-24V-CCT

Dimension & Available Length



Electrical & Output Data

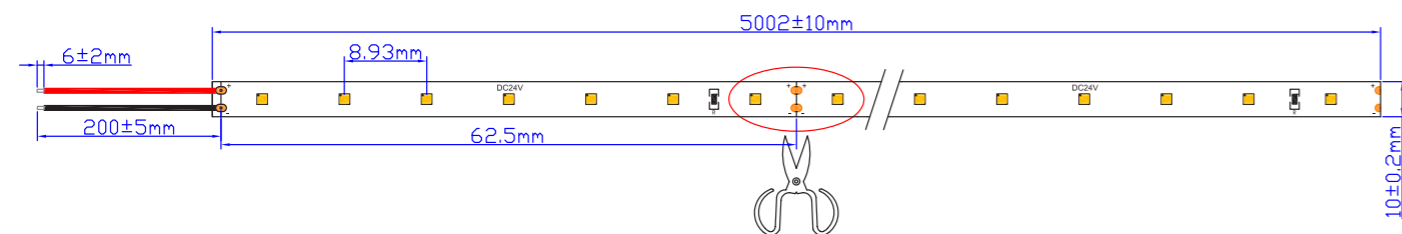
Power	20.2W
Voltage	24V
Lumen/m	3000lm/m
lm/W	150
LED/m	84 pcs/m
Standard Length	5m
Width	10mm
Section Width	83.3mm

IP & CRI

DC 24V **Ra 95** **3-STEP** **FULL SPECTRUM**
 2700K 3000K 3500K
 4000K 5000K 6500K
IP 20 **IP 54** **IP 65** **IP 67**

ELL-FWNF73F-IN112-CV95-10-24V-CCT

Dimension & Available Length



Electrical & Output Data

Power	23W
Voltage	24V
Lumen/m	3420lm/m
lm/W	150
LED/m	112 pcs/m
Standard Length	5m
Width	10mm
Section Width	62.5mm

IP & CRI

DC 24V **Ra 95** **3-STEP** **FULL SPECTRUM**
 2700K 3000K 3500K
 4000K 5000K 6500K
IP 20 **IP 54** **IP 65** **IP 67**



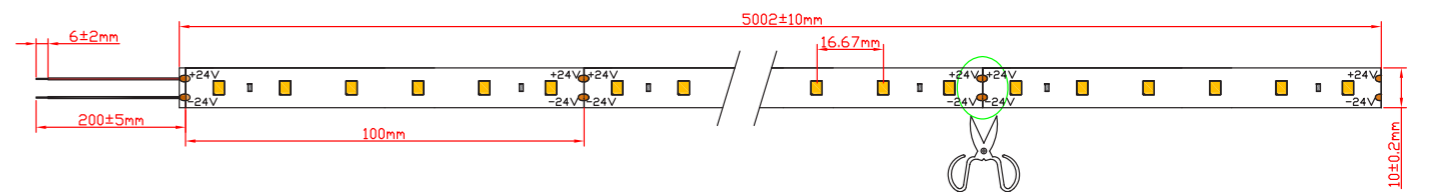
2835 LED Strip Constant Voltage Series



IP & CRI



Dimension & Available Length

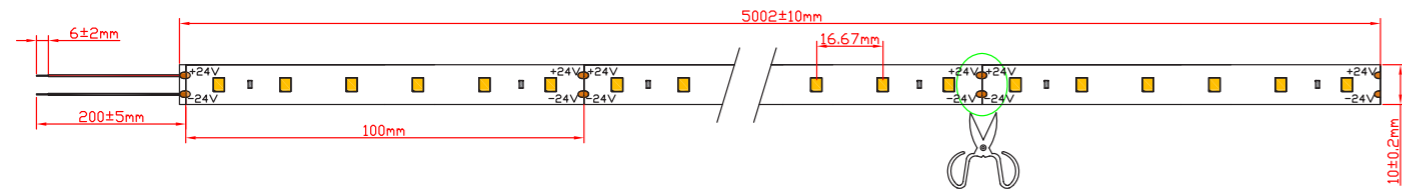


Electrical & Output Data

Part No.	Power/m	Voltage	Lumen/m	lm/W	LED/m	LED Pitch	Standard Length	Width	Section Width
ELL-FW2863-IN60-CV90-10-24V-CCT	13.2	24V	1490	110	60	16.7	5m	10	100mm
ELL-FW2863-IN120-CV90-8/10-24V-CCT	21.6	24V	2430	110	120	8.3	5m	8/10	50mm
ELL-FW2873-IN70-CV90-8-24V-CCT	16.8	24V	2210	130	70	14.3	5m	8	100mm
ELL-FW2873-IN126-CV90-10-24V-CCT	25.9	24V	3400	130	126	7.9	5m	10	55.6mm
ELL-FW2883-IN96-CV90-10-24V-CCT	16.7	24V	2500	150	96	10.4	5m	10	83.3mm
ELL-FW2883-IN128-CV90-10-24V-CCT	18	24V	2700	150	128	7.8	5m	10	62.5mm
ELL-FW28-IN240R-CV90-15-24V-CCT	28.8	24V	3240	110	240	8.3	5m	15	50mm

ELL-FW2863-IN60-CV90-10-24V-CCT

Dimension & Available Length



Electrical & Output Data

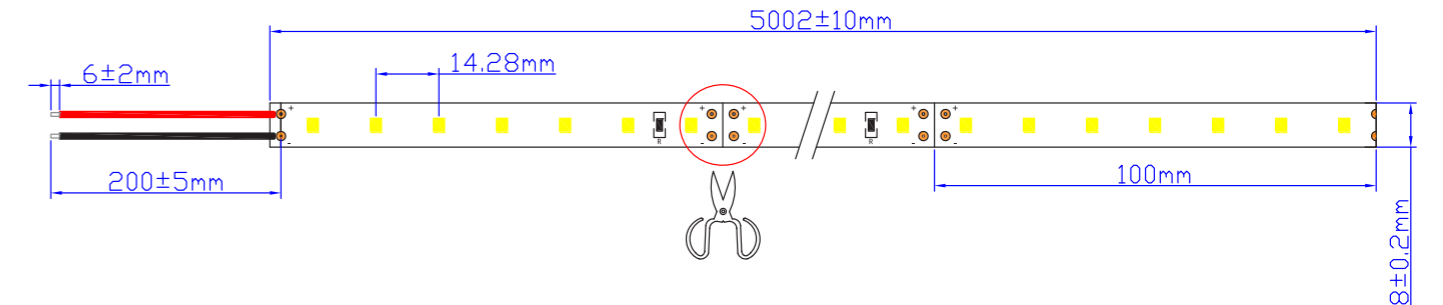
Power	13.2W
Voltage	24V
Lumen/m	1490lm/m
lm/W	110
LED/m	60 pcs/m
Standard Length	5m
Width	10mm
Section Width	100mm

IP & CRI

DC 24V	Ra 90	Ra 95	3-STEP
2700K	3000K	3500K	
4000K	5000K	6500K	
IP 20	IP 54	IP 65	IP 67

ELL-FW2873-IN70-CV90-8-24V-CCT

Dimension & Available Length



Electrical & Output Data

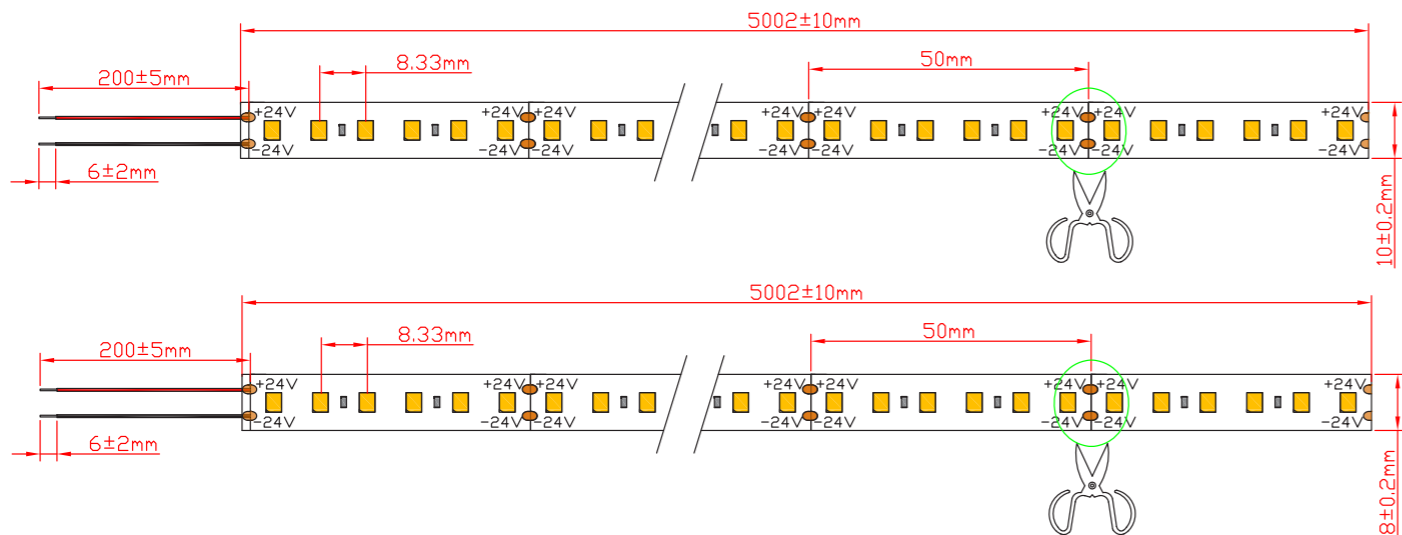
Power	16.8W
Voltage	24V
Lumen/m	2210lm/m
lm/W	130
LED/m	70 pcs/m
Standard Length	5m
Width	8mm
Section Width	100mm

IP & CRI

DC 24V	Ra 90	Ra 95	3-STEP
2700K	3000K	3500K	
4000K	5000K	6500K	
IP 20	IP 54	IP 65	IP 67

ELL-FW2863-IN120-CV90-8/10-24V-CCT

Dimension & Available Length



Electrical & Output Data

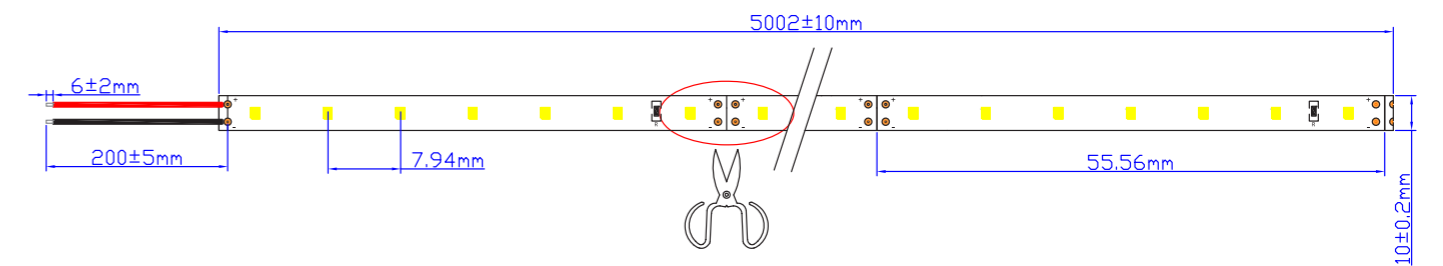
Power	21.6W
Voltage	24V
Lumen/m	2430lm/m
lm/W	110
LED/m	120 pcs/m
Standard Length	5m
Width	8/10mm
Section Width	50mm

IP & CRI

DC 24V	Ra 90	Ra 95	3-STEP
2700K	3000K	3500K	
4000K	5000K	6500K	
IP 20	IP 54	IP 65	IP 67

ELL-FW2873-IN126-CV90-10-24V-CCT

Dimension & Available Length



Electrical & Output Data

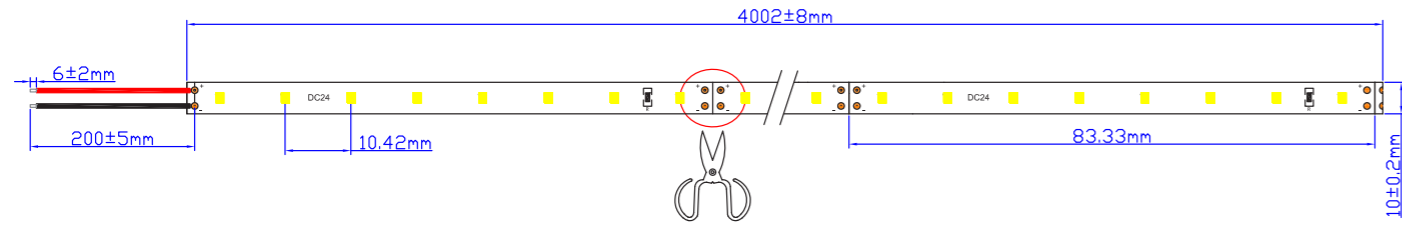
Power	25.9W
Voltage	24V
Lumen/m	3400lm/m
lm/W	130
LED/m	126 pcs/m
Standard Length	5m
Width	10mm
Section Width	55.6mm

IP & CRI

DC 24V	Ra 90	Ra 95	3-STEP
2700K	3000K	3500K	
4000K	5000K	6500K	
IP 20	IP 54	IP 65	IP 67

ELL-FW2883-IN96-CV90-10-24V-CCT

Dimension & Available Length



Electrical & Output Data

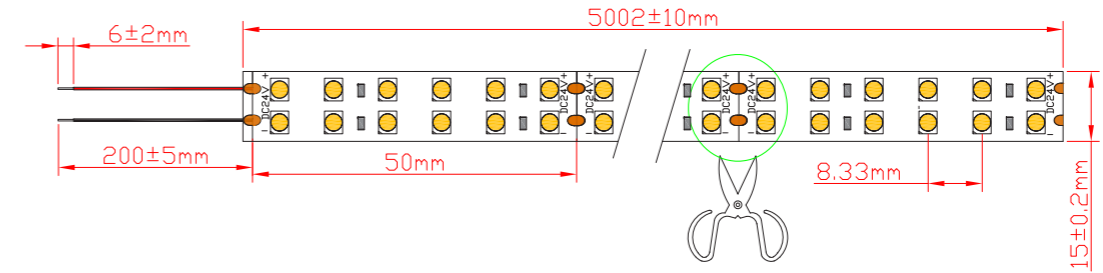
Power	16.7W
Voltage	24V
Lumen/m	2500lm/m
lm/W	150
LED/m	96 pcs/m
Standard Length	5m
Width	10mm
Section Width	83.3mm

IP & CRI

DC 24V **Ra 90** **Ra 95** **3-STEP**
 2700K 3000K 3500K
 4000K 5000K 6500K
IP 20 **IP 54** **IP 65** **IP 67**

ELL-FW28-IN240R-CV90-15-24V-CCT

Dimension & Available Length



Electrical & Output Data

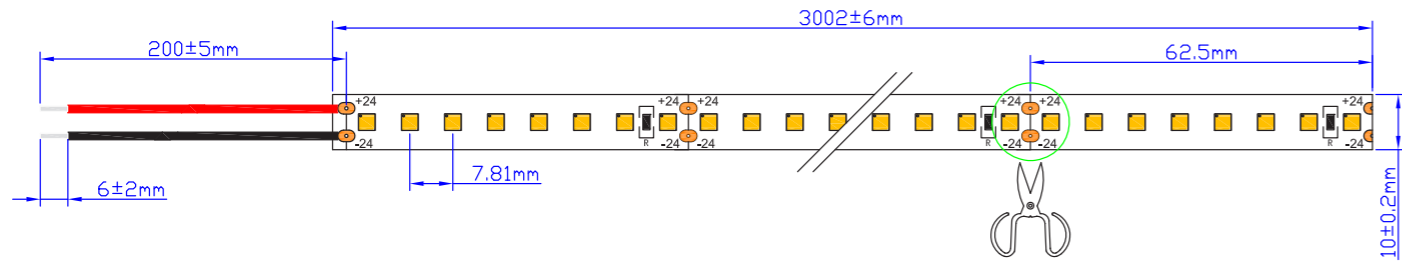
Power	28.8W
Voltage	24V
Lumen/m	3240lm/m
lm/W	110
LED/m	240 pcs/m
Standard Length	5m
Width	15mm
Section Width	50mm

IP & CRI

DC 24V **Ra 90** **Ra 95** **3-STEP**
 2700K 3000K 3500K
 4000K 5000K 6500K
IP 20 **IP 54** **IP 65** **IP 67**

ELL-FW2883-IN128-CV90-10-24V-CCT

Dimension & Available Length



Electrical & Output Data

Power	18W
Voltage	24V
Lumen/m	2700lm/m
lm/W	150
LED/m	128 pcs/m
Standard Length	5m
Width	10mm
Section Width	62.5mm

IP & CRI

DC 24V **Ra 90** **Ra 95** **3-STEP**
 2700K 3000K 3500K
 4000K 5000K 6500K
IP 20 **IP 54** **IP 65** **IP 67**

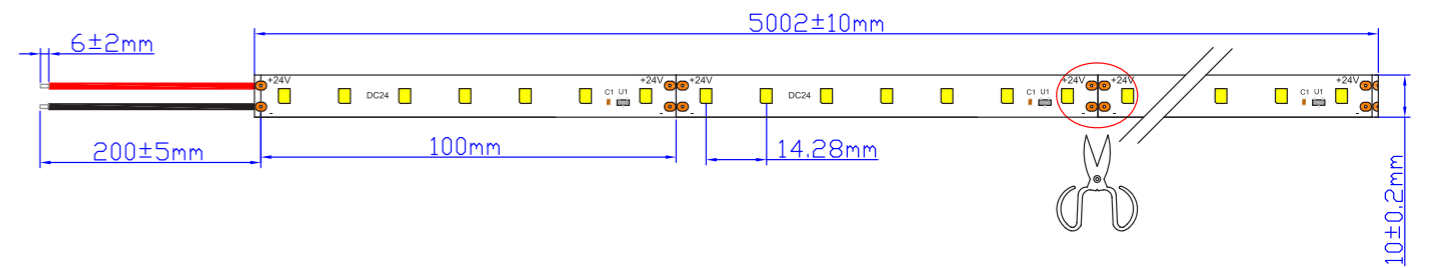
2835 LED Strip Constant Current Series



IP & CRI



Dimension & Available Length

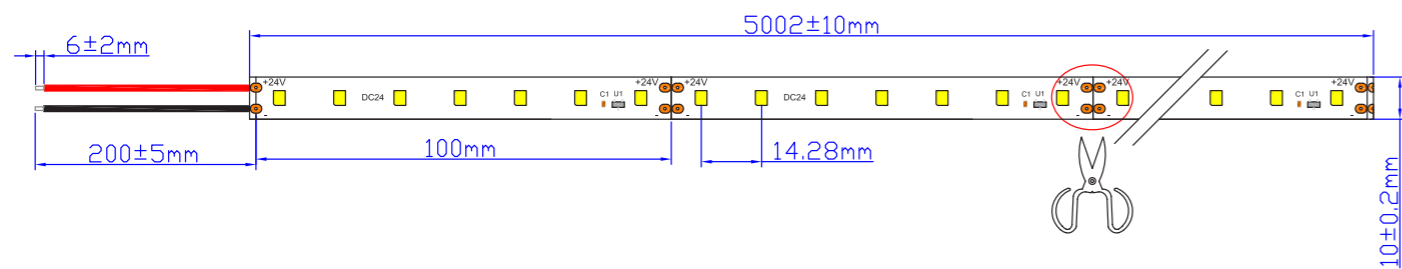


Electrical & Output Data

Part No.	Power/m	Voltage	Lumen/m	lm/W	LED/m	LED Pitch	Standard Length	Width	Section Width
ELL-FW2873-IN70-CC90-10-24V-CCT	14.4	24V	1890	130	70	14.3	5m	10	100mm
ELL-FW2873-IN126-CC90-10-24V-CCT	21.6	24V	2810	130	126	7.9	5m	10	55.6mm

ELL-FW2873-IN70-CC90-10-24V-CCT

Dimension & Available Length



Electrical & Output Data

Power	14.4W
Voltage	24V
Lumen/m	1890lm/m
lm/W	130
LED/m	70 pcs/m
Standard Length	5m
Width	10mm
Section Width	100mm

IP & CRI

DC 24V **Ra 90** **Ra 95** **3-STEP**
 2700K 3000K 3500K
 4000K 5000K 6500K
IP 20 **IP 54** **IP 65** **IP 67**



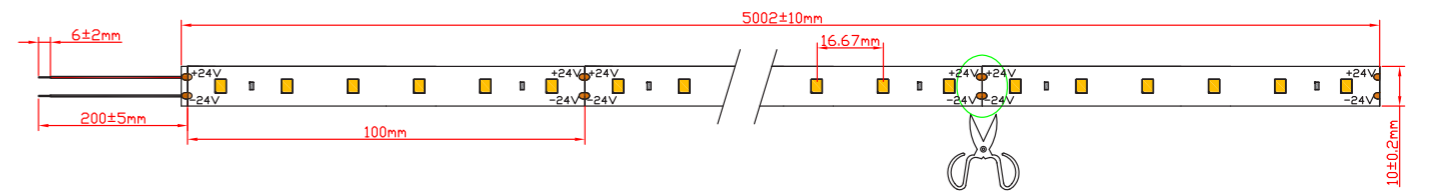
Brigdelux LED Strip Constant Voltage Series



IP & CRI



Dimension & Available Length

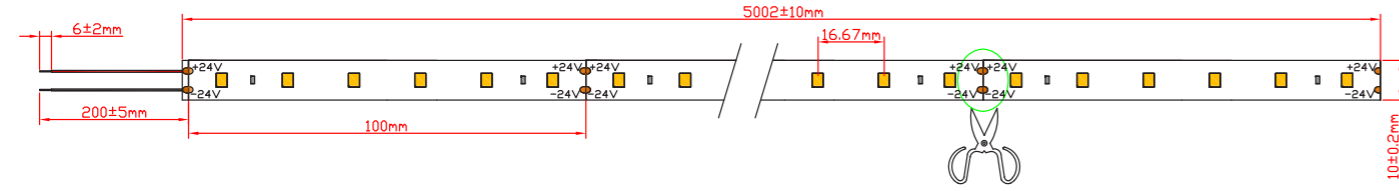


Electrical & Output Data

Part No.	Power/m	Voltage	Lumen/m	lm/W	LED/m	LED Pitch	Standard Length	Width	Section Width
ELL-FW2863-IN60-CV90-10-24V-CCT-BL	13.2	24V	1490	110	60	16.7	5m	10	100mm
ELL-FW2863-IN120-CV90-8/10-24V-CCT-BL	21.6	24V	2430	110	120	8.3	5m	8/10	50mm
ELL-FW2873-IN70-CV90-8-24V-CCT-BL	16.8	24V	2210	130	70	14.3	5m	8	100mm
ELL-FW2873-IN126-CV90-10-24V-CCT-BL	25.9	24V	3400	130	126	7.9	5m	10	55.6mm
ELL-FW2883-IN96-CV90-10-24V-CCT-BL	16.7	24V	2500	150	96	10.4	5m	10	83.3mm
ELL-FW2883-IN128-CV90-10-24V-CCT-BL	18	24V	2700	150	128	7.8	5m	10	62.5mm
ELL-FW28-IN240R-CV90-15-24V-CCT-BL	28.8	24V	3240	110	240	8.3	5m	15	50mm

ELL-FW2863-IN60-CV90-10-24V-CCT-BL

Dimension & Available Length



Electrical & Output Data

Power	13.2W
Voltage	24V
Lumen/m	1490lm/m
lm/W	110
LED/m	60 pcs/m
Standard Length	5m
Width	10mm
Section Width	100mm

IP & CRI

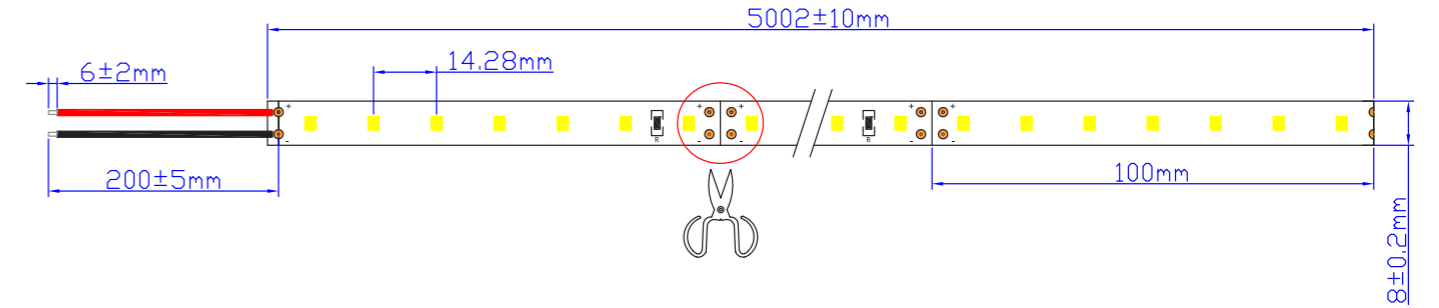
DC 24V
Ra 90
3-STEP

2700K
3000K
4000K
5700K

IP 20
IP 54
IP 65
IP 67

ELL-FW2873-IN70-CV90-8-24V-CCT-BL

Dimension & Available Length



Electrical & Output Data

Power	16.8W
Voltage	24V
Lumen/m	2210lm/m
lm/W	130
LED/m	70 pcs/m
Standard Length	5m
Width	8mm
Section Width	100mm

IP & CRI

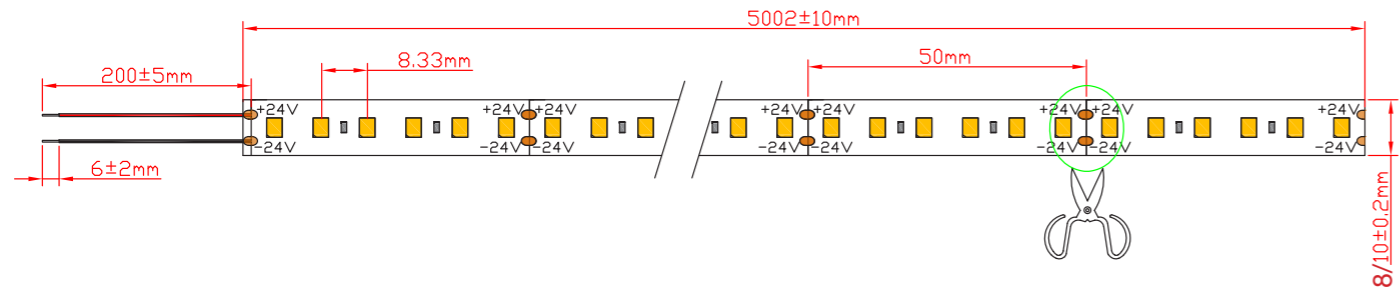
DC 24V
Ra 90
3-STEP

2700K
3000K
4000K
5700K

IP 20
IP 54
IP 65
IP 67

ELL-FW2863-IN120-CV90-8/10-24V-CCT-BL

Dimension & Available Length



Electrical & Output Data

Power	21.6W
Voltage	24V
Lumen/m	2430lm/m
lm/W	110
LED/m	120 pcs/m
Standard Length	5m
Width	8/10mm
Section Width	50mm

IP & CRI

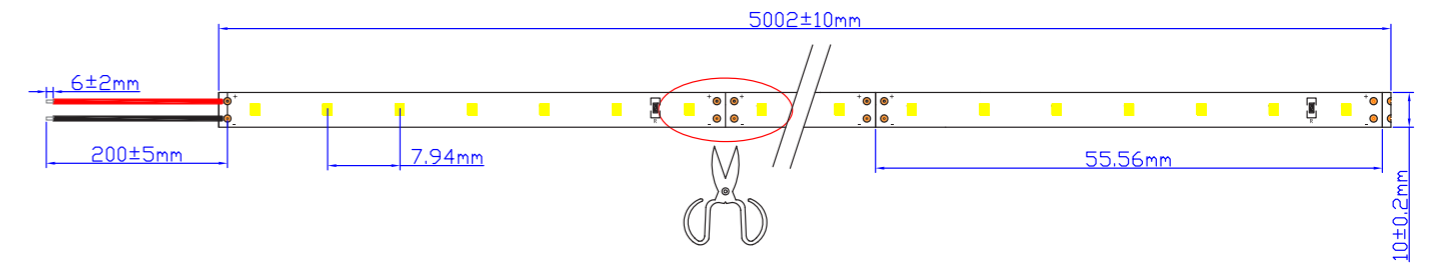
DC 24V
Ra 90
3-STEP

2700K
3000K
4000K
5700K

IP 20
IP 54
IP 65
IP 67

ELL-FW2873-IN126-CV90-10-24V-CCT-BL

Dimension & Available Length



Electrical & Output Data

Power	25.9W
Voltage	24V
Lumen/m	3400lm/m
lm/W	130
LED/m	126 pcs/m
Standard Length	5m
Width	10mm
Section Width	55.6mm

IP & CRI

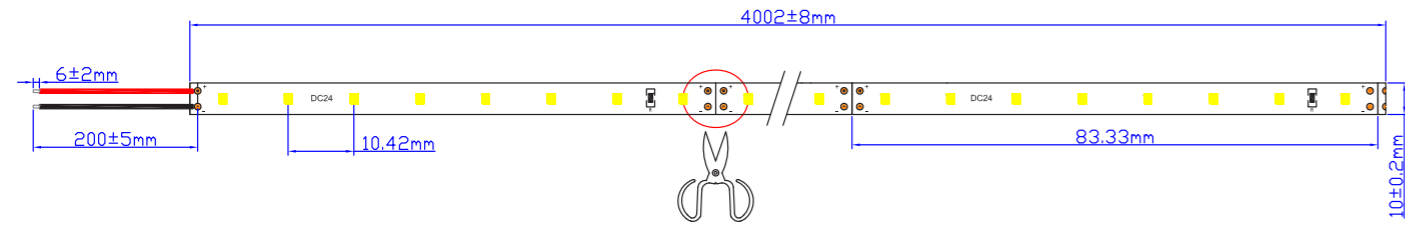
DC 24V
Ra 90
3-STEP

2700K
3000K
4000K
5700K

IP 20
IP 54
IP 65
IP 67

ELL-FW2883-IN96-CV90-10-24V-CCT-BL

Dimension & Available Length



Electrical & Output Data

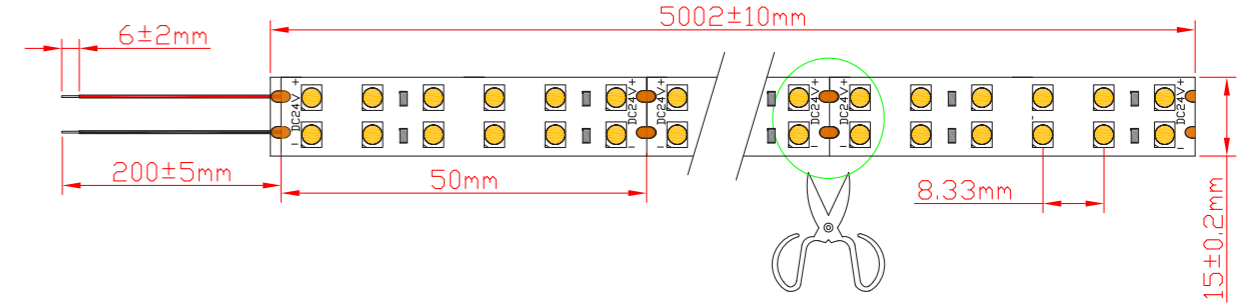
Power	16.7W
Voltage	24V
Lumen/m	2500lm/m
lm/W	150
LED/m	96 pcs/m
Standard Length	5m
Width	10mm
Section Width	83.3mm

IP & CRI

DC 24V **Ra 90** **3-STEP**
 2700K 3000K 4000K 5700K
IP 20 **IP 54** **IP 65** **IP 67**

ELL-FW28-IN240R-CV90-15-24V-CCT-BL

Dimension & Available Length



Electrical & Output Data

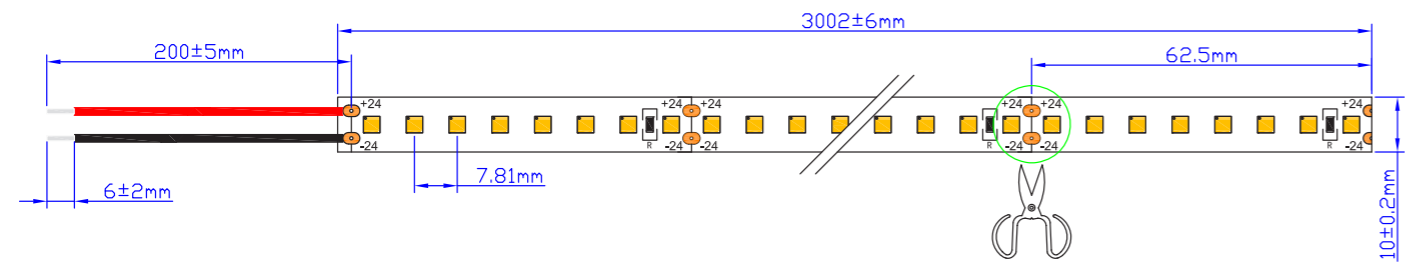
Power	28.8W
Voltage	24V
Lumen/m	3240lm/m
lm/W	110
LED/m	240 pcs/m
Standard Length	5m
Width	15mm
Section Width	50mm

IP & CRI

DC 24V **Ra 90** **3-STEP**
 2700K 3000K 4000K 5700K
IP 20 **IP 54** **IP 65** **IP 67**

ELL-FW2883-IN128-CV90-10-24V-CCT-BL

Dimension & Available Length



Electrical & Output Data

Power	18W
Voltage	24V
Lumen/m	2700lm/m
lm/W	150
LED/m	128 pcs/m
Standard Length	5m
Width	10mm
Section Width	62.5mm

IP & CRI

DC 24V **Ra 90** **3-STEP**
 2700K 3000K 4000K 5700K
IP 20 **IP 54** **IP 65** **IP 67**

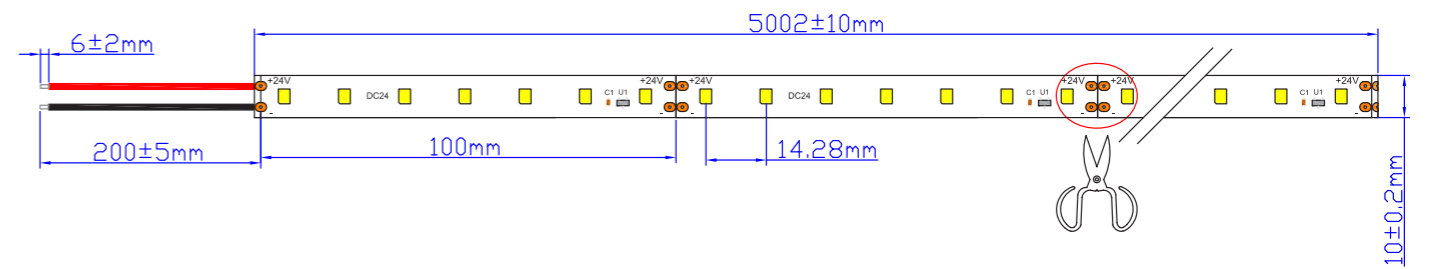
Brigdelux LED Strip Constant Current Series



IP & CRI



Dimension & Available Length

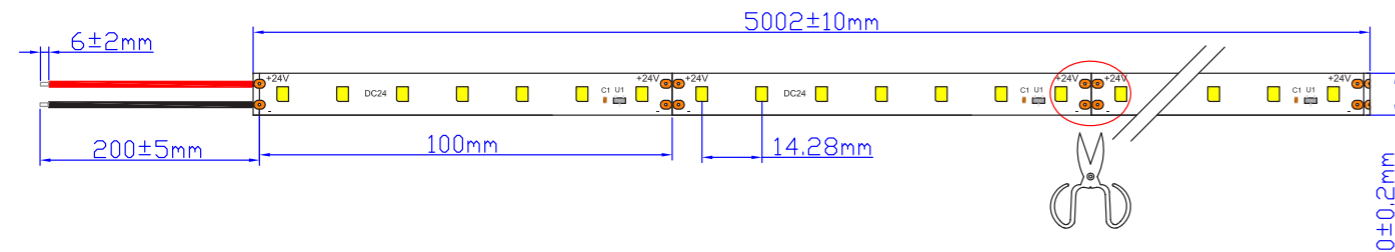


Electrical & Output Data

Part No.	Power/m	Voltage	Lumen/m	lm/W	LED/m	LED Pitch	Standard Length	Width	Section Width
ELL-FW2873-IN70-CC90-10-24V-CCT-BL	14.4	24V	1890	130	70	14.3	5m	10	100mm
ELL-FW2873-IN126-CC90-10-24V-CCT-BL	21.6	24V	2810	130	126	7.9	5m	10	55.6mm

ELL-FW2873-IN70-CC90-10-24V-CCT-BL

Dimension & Available Length



Electrical & Output Data

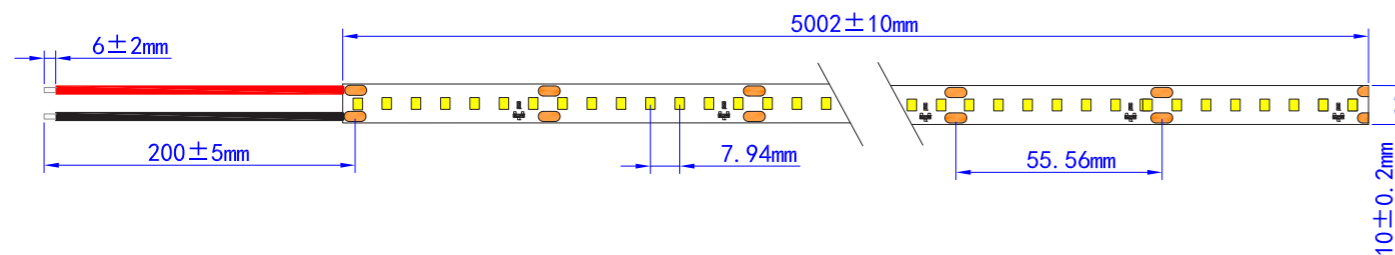
Power	14.4W
Voltage	24V
Lumen/m	1890lm/m
lm/W	130
LED/m	70 pcs/m
Standard Length	5m
Width	10mm
Section Width	100mm

IP & CRI

DC 24V **Ra 90** **3-STEP**
 2700K 3000K 4000K 5700K
IP 20 **IP 54** **IP 65** **IP 67**

ELL-FW2873-IN126-CC90-10-24V-CCT-BL

Dimension & Available Length



Electrical & Output Data

Power	21.6W
Voltage	24V
Lumen/m	2810lm/m
lm/W	130
LED/m	126 pcs/m
Standard Length	5m
Width	10mm
Section Width	55.6mm

IP & CRI

DC 24V **Ra 90** **3-STEP**
 2700K 3000K 4000K 5700K
IP 20 **IP 54** **IP 65** **IP 67**



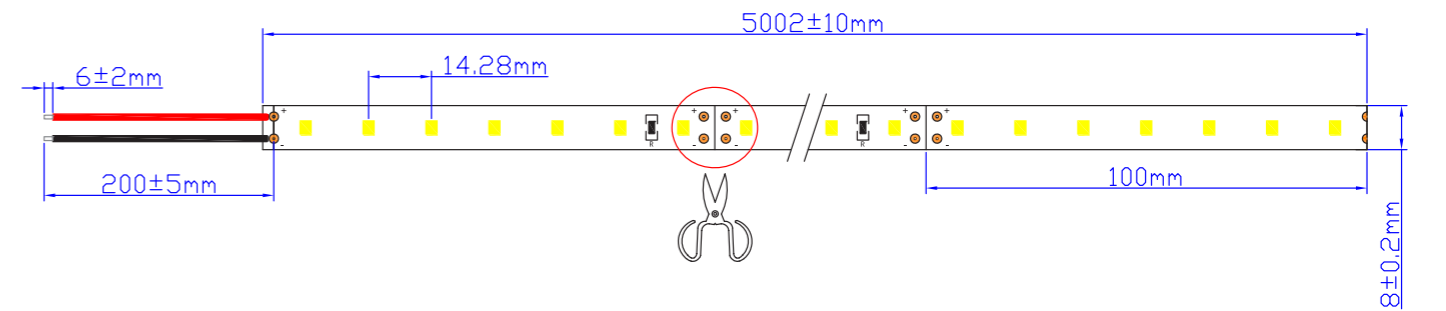
2835 LED Strip Full Spectrum Series



IP & CRI



Dimension & Available Length

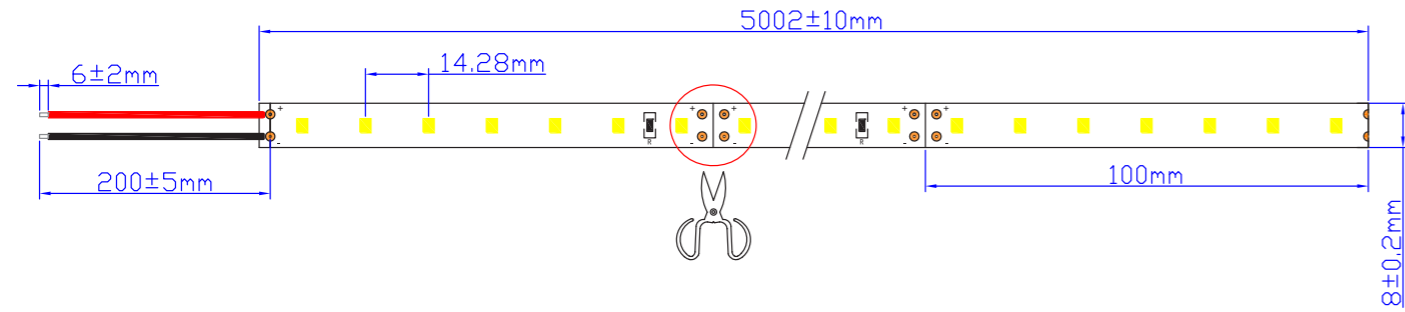


Electrical & Output Data

Part No.	Power/m	Voltage	Lumen/m	lm/W	LED/m	LED Pitch	Standard Length	Width	Section Width
ELL-FW2873F-IN70-CV95-8-24V-CCT	14.4	24V	2210	130	70	14.3	5m	8	100mm
ELL-FW2873F-IN98-CV95-10-24V-CCT	18.5	24V	2430	130	98	10.2	5m	10	71.5mm
ELL-FW2873F-IN126-CV95-10-24V-CCT	25.9	24V	3400	130	126	7.9	5m	10	55.6mm

ELL-FW2873F-IN70-CV95-8-24V-CCT

Dimension & Available Length



Electrical & Output Data

Power	14.4W
Voltage	24V
Lumen/m	2210lm/m
lm/W	130
LED/m	70 pcs/m
Standard Length	5m
Width	8mm
Section Width	100mm

IP & CRI

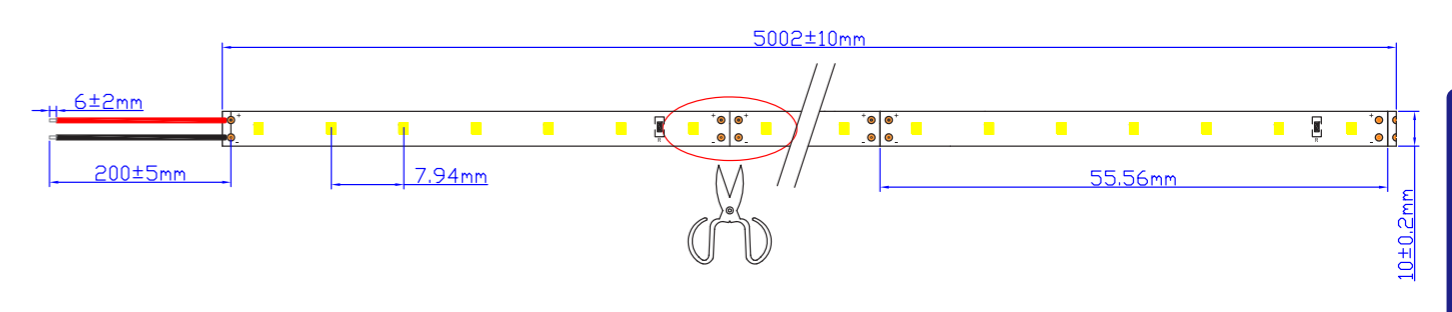
DC 24V Ra 95 FULL SPECTRUM

3000K 4000K 5000K 6000K

IP 20 IP 54 IP 65 IP 67

ELL-FW2873F-IN126-CV95-10-24V-CCT

Dimension & Available Length



Electrical & Output Data

Power	25.9W
Voltage	24V
Lumen/m	3400lm/m
lm/W	130
LED/m	126 pcs/m
Standard Length	5m
Width	10mm
Section Width	55.6mm

IP & CRI

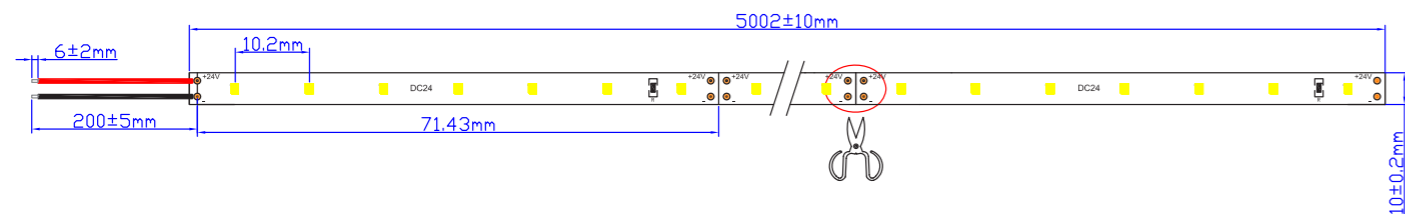
DC 24V Ra 95 FULL SPECTRUM

3000K 4000K 5000K 6000K

IP 20 IP 54 IP 65 IP 67

ELL-FW2873F-IN98-CV95-10-24V-CCT

Dimension & Available Length



Electrical & Output Data

Power	18.5W
Voltage	24V
Lumen/m	2430lm/m
lm/W	130
LED/m	98 pcs/m
Standard Length	5m
Width	10mm
Section Width	71.5mm


IP & CRI

DC 24V Ra 95 FULL SPECTRUM

3000K 4000K 5000K 6000K

IP 20 IP 54 IP 65 IP 67

2216/2210 Linear LED Strip Series



IP & CRI

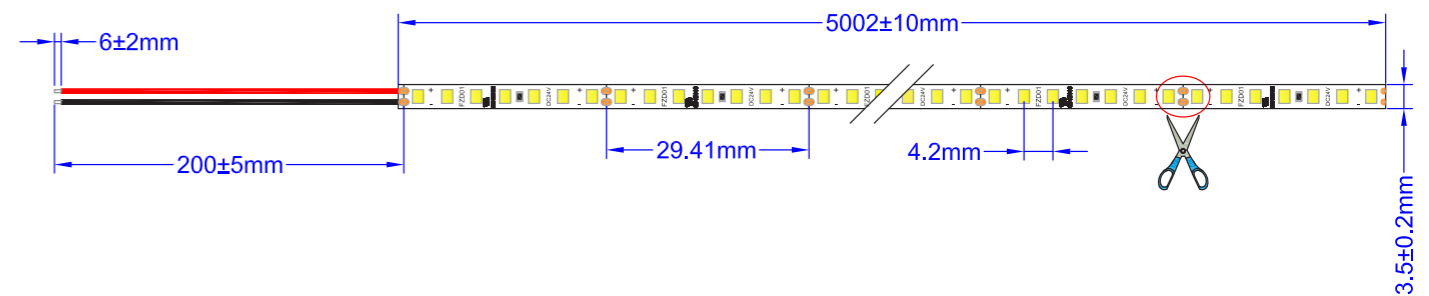
2216



2210



Dimension & Available Length



Electrical & Output Data

2216

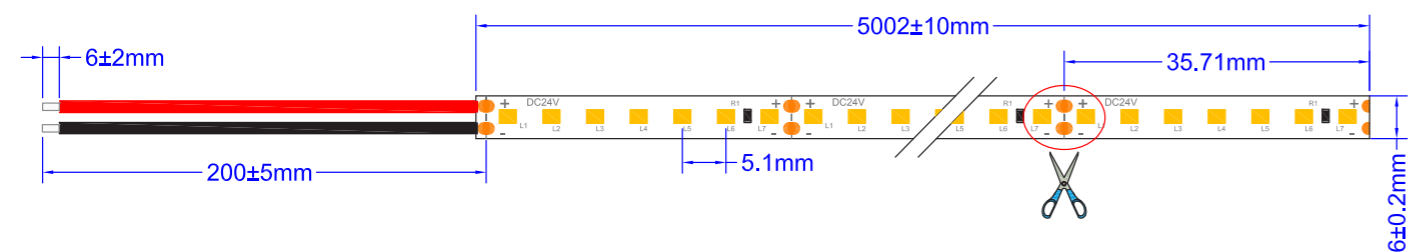
Part No.	Power/m	Voltage	Lumen/m	lm/W	LED/m	LED Pitch	Standard Length	Width	Section Width
ELL-FW2273-IN238-CV90-3.5-24V-CCT	9.8	24V	1000	100	238	4.2	5m	3.5	29.4mm
ELL-FW2273-IN196-CV90-5-24V-CCT	10.1	24V	1030	100	196	5.1	5m	5	35.7mm
ELL-FW2273-IN196-CV90-6-24V-CCT	10.1	24V	1030	100	196	5.1	5m	6	35.7mm
ELL-FW2273-IN238-CV90-8/10-24V-CCT	16.3	24V	1660	100	238	4.2	5m	8/10	29.4mm
ELL-FW2273-IN280-CV90-10-24V-CCT	19.2	24V	1960	100	280	3.6	5m	10	25mm

2210

Part No.	Power/m	Voltage	Lumen/m	lm/W	LED/m	LED Pitch	Standard Length	Width	Section Width
ELL-FW2210-IN350-CV90-8-24V-CCT	14.4	24V	1470	100	350	2.9	5m	8	20mm

ELL-FW2273-IN196-CV90-6-24V-CCT


Dimension & Available Length



Electrical & Output Data

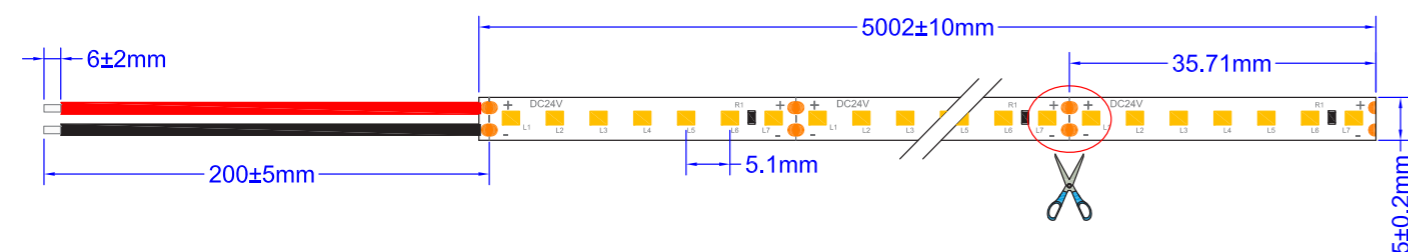
Power	10.1W
Voltage	24V
Lumen/m	1030lm/m
lm/W	100
LED/m	196 pcs/m
Standard Length	5m
Width	6mm
Section Width	35.7mm

IP & CRI



ELL-FW2273-IN196-CV90-5-24V-CCT

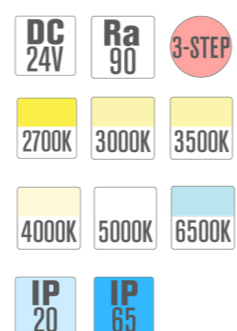
Dimension & Available Length



Electrical & Output Data

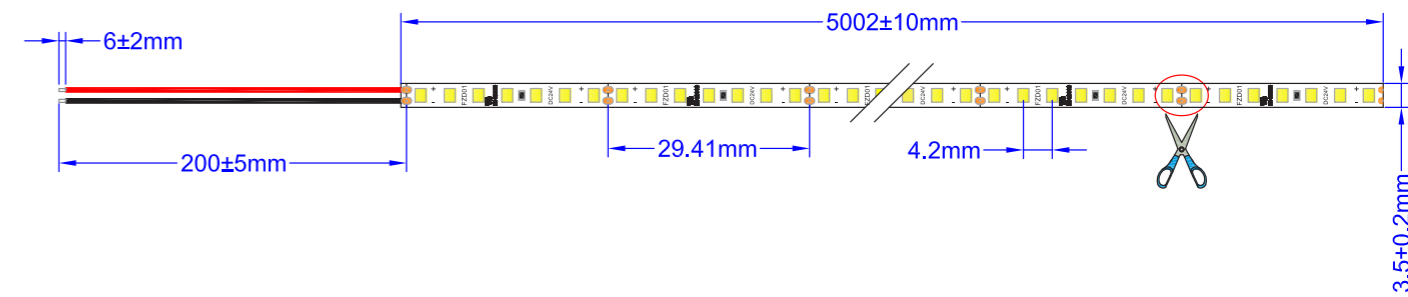
Power	10.1W
Voltage	24V
Lumen/m	1030lm/m
lm/W	100
LED/m	196 pcs/m
Standard Length	5m
Width	5mm
Section Width	35.7mm

IP & CRI



ELL-FW2273-IN238-CV90-3.5-24V-CCT


Dimension & Available Length



Electrical & Output Data

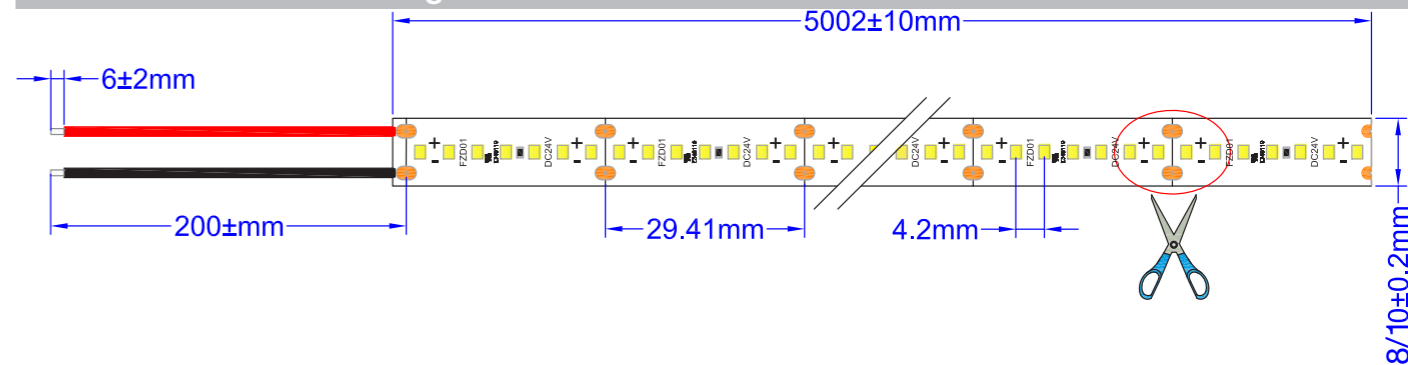
Power	9.8W
Voltage	24V
Lumen/m	1000lm/m
lm/W	100
LED/m	238 pcs/m
Standard Length	5m
Width	3.5mm
Section Width	29.4mm

IP & CRI



ELL-FW2273-IN238-CV90-8/10-24V-CCT


Dimension & Available Length



Electrical & Output Data

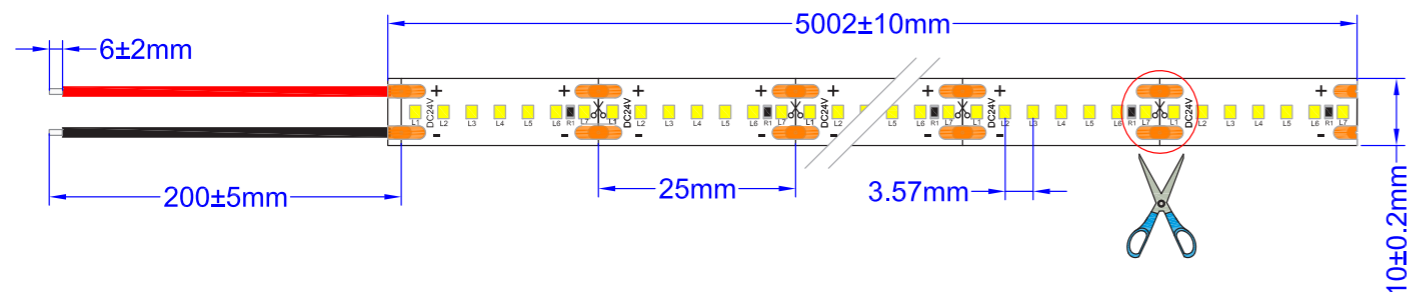
Power	16.3W
Voltage	24V
Lumen/m	1660lm/m
lm/W	100
LED/m	238 pcs/m
Standard Length	5m
Width	8/10mm
Section Width	29.4mm

IP & CRI



ELL-FW2273-IN280-CV90-10-24V-CCT

Dimension & Available Length



Electrical & Output Data

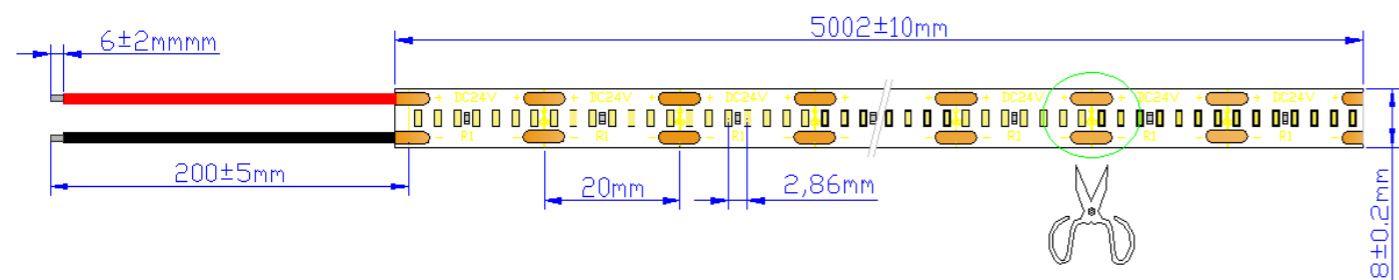
Power	19.2W
Voltage	24V
Lumen/m	1960lm/m
lm/W	100
LED/m	280 pcs/m
Standard Length	5m
Width	10mm
Section Width	25mm

IP & CRI

DC 24V **Ra 90** **3-STEP**
 2700K 3000K 3500K
 4000K 5000K 6500K
IP 20 **IP 65**

ELL-FW2210-IN350-CV90-8-24V-CCT

Dimension & Available Length



Electrical & Output Data

Power	14.4W
Voltage	24V
Lumen/m	1470lm/m
lm/W	100
LED/m	350 pcs/m
Standard Length	5m
Width	8mm
Section Width	20mm

IP & CRI

DC 24V **Ra 90**
 2700K 3000K 4000K
 5000K 6000K
IP 20 **IP 65**



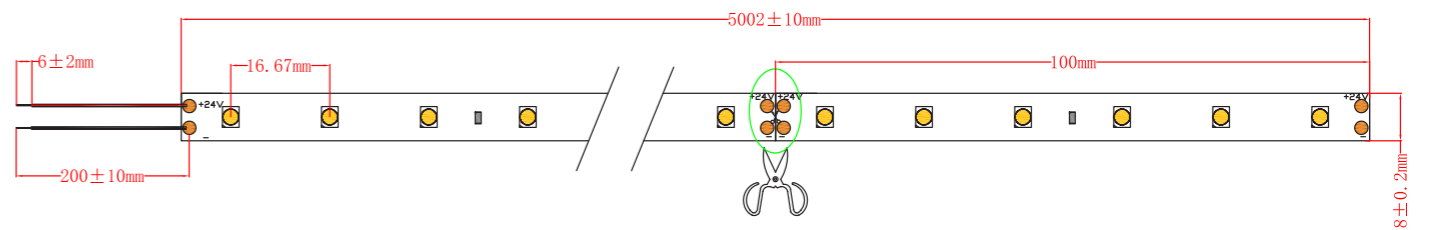
3528 LED Strip Series



IP & CRI

DC 24V
IP 20
IP 54
IP 65
IP 67
2700K
3000K
4000K
5000K
6000K
Ra 80
Ra 90

Dimension & Available Length

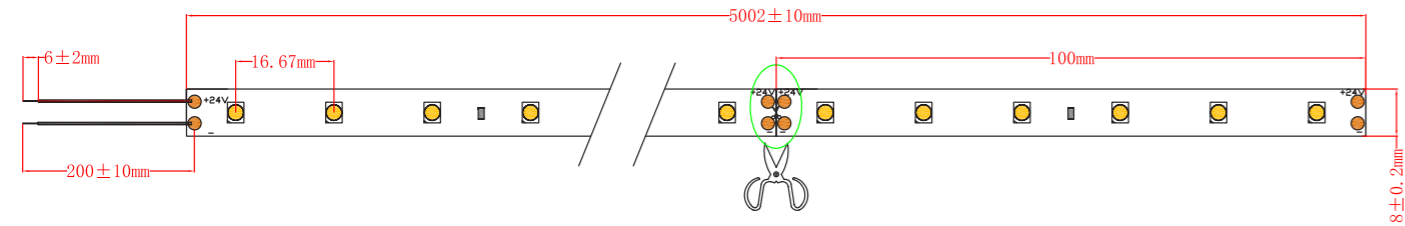


Electrical & Output Data

Part No.	Power/m	Voltage	Lumen/m	lm/W	LED/m	LED Pitch	Standard Length	Width	Section Width
ELL-FW35-IN60-CV80--8-24V-CCT	4.8	24V	480	100	60	16.7	5m	8	100mm
ELL-FW35-IN120-CV80-8-24V-CCT	9.6	24V	960	100	120	8.3	5m	8	50mm
ELL-FW35-IN240-CV80-10-24V-CCT	19.2	24V	1920	100	240	4.2	5m	10	25mm

ELL-FW35-IN60-CV80-8-24V-CCT

Dimension & Available Length



Electrical & Output Data

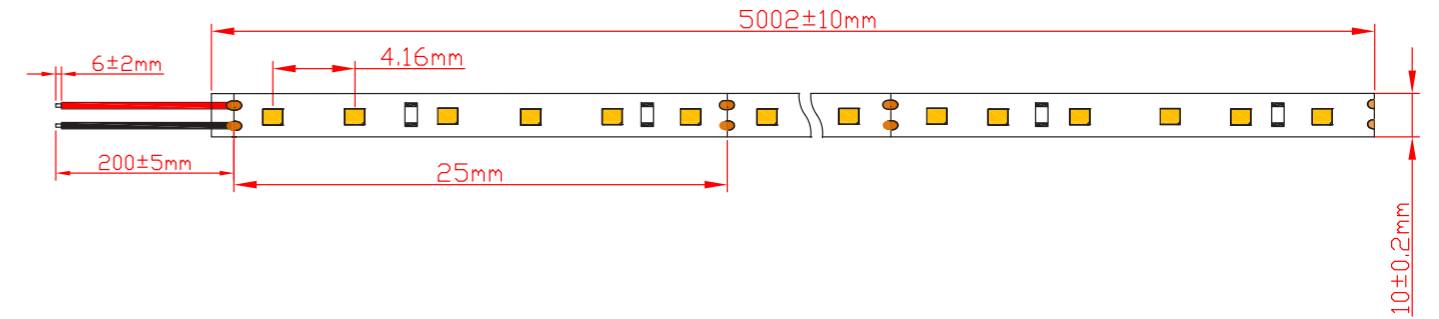
Power	4.8W
Voltage	24V
Lumen/m	480lm/m
lm/W	100
LED/m	60 pcs/m
Standard Length	5m
Width	8mm
Section Width	100mm

IP & CRI

DC 24V	Ra 80	Ra 90	
2700K	3000K	4000K	
5000K	6000K		
IP 20	IP 54	IP 65	IP 67

ELL-FW35-IN240-CV80-10-24V-CCT

Dimension & Available Length



Electrical & Output Data

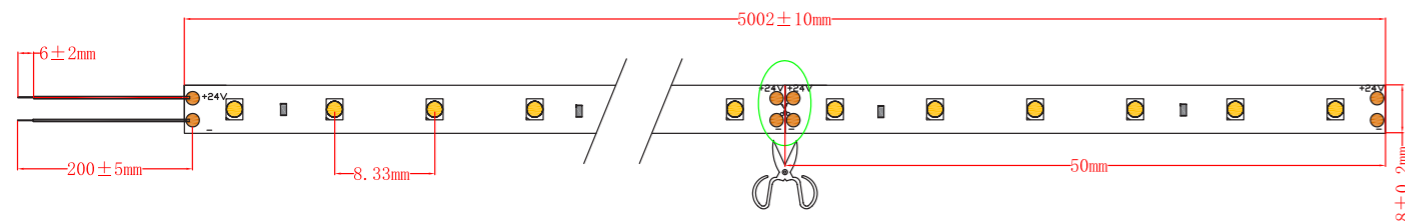
Power	19.2W
Voltage	24V
Lumen/m	1920lm/m
lm/W	100
LED/m	240 pcs/m
Standard Length	5m
Width	10mm
Section Width	25mm

IP & CRI

DC 24V	Ra 80	Ra 90	
2700K	3000K	4000K	
5000K	6000K		
IP 20	IP 54	IP 65	IP 67

ELL-FW35-IN120-CV80-8-24V-CCT

Dimension & Available Length



Electrical & Output Data

Power	9.6W
Voltage	24V
Lumen/m	960lm/m
lm/W	100
LED/m	120 pcs/m
Standard Length	5m
Width	8mm
Section Width	50mm

IP & CRI

DC 24V	Ra 80	Ra 90	
2700K	3000K	4000K	
5000K	6000K		
IP 20	IP 54	IP 65	IP 67

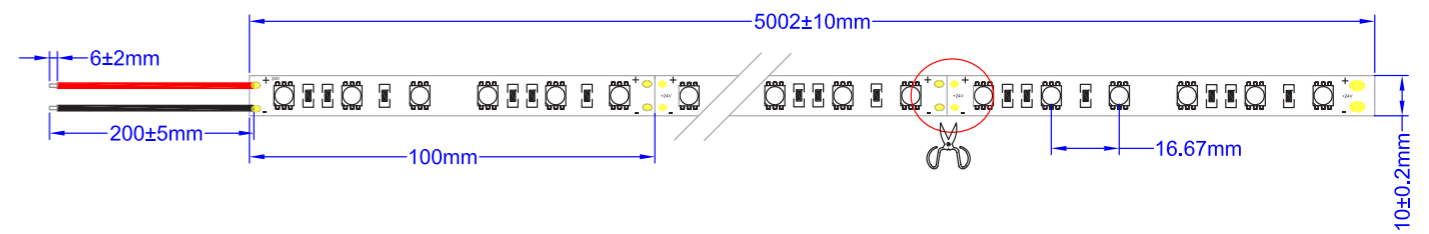
5050 LED Strip Series



IP & CRI



Dimension & Available Length

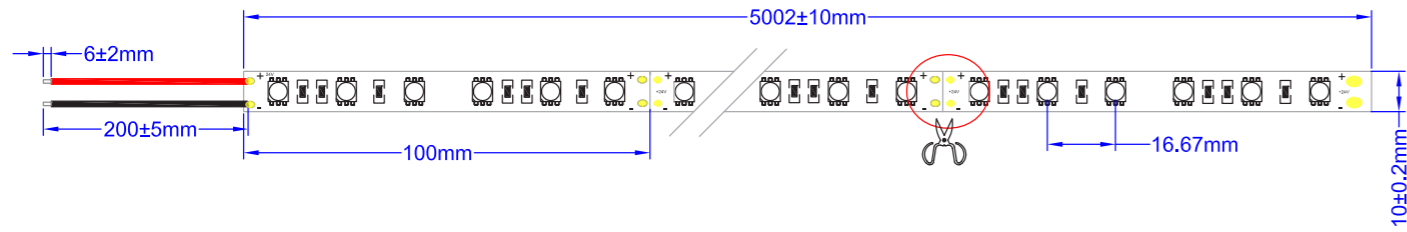


Electrical & Output Data

Part No.	Power/m	Voltage	Lumen/m	lm/W	LED/m	LED Pitch	Standard Length	Width	Section Width
ELL-FW50-IN60-CV80-10-24V-CCT	14.4	24V	1620	110	60	16.7	5m	10	100mm
ELL-FW50-IN96-CV80-10-24V-CCT	19.7	24V	2220	110	96	10.4	5m	10	62.5mm

ELL-FW50-IN60-CV80-10-24V-CCT

Dimension & Available Length



Electrical & Output Data

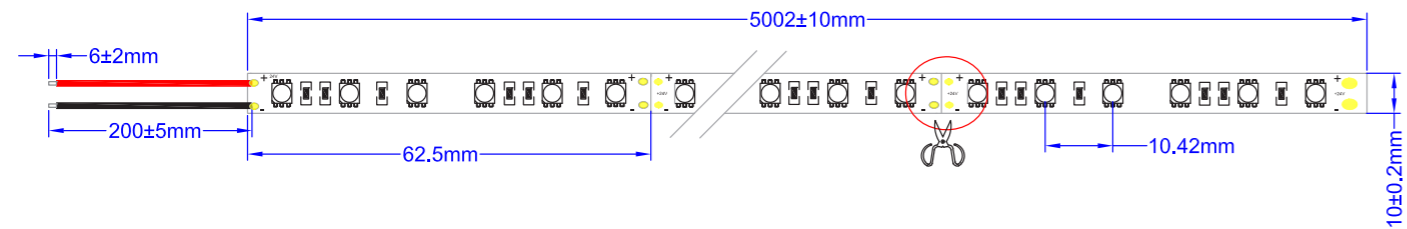
Power	14.4W
Voltage	24V
Lumen/m	1620lm/m
lm/W	110
LED/m	60 pcs/m
Standard Length	5m
Width	10mm
Section Width	100mm

IP & CRI

DC 24V	Ra 80
2700K	3000K 4000K
5000K	6000K
IP 20	IP 54 IP 65 IP 67

ELL-FW50-IN96-CV80-10-24V-CCT

Dimension & Available Length



Electrical & Output Data

Power	19.7W
Voltage	24V
Lumen/m	2220lm/m
lm/W	110
LED/m	96 pcs/m
Standard Length	5m
Width	10mm
Section Width	62.5mm

IP & CRI


DC 24V	Ra 80
2700K	3000K 4000K
5000K	6000K
IP 20	IP 54 IP 65 IP 67



3014 Topview/Sideview LED Strip Series

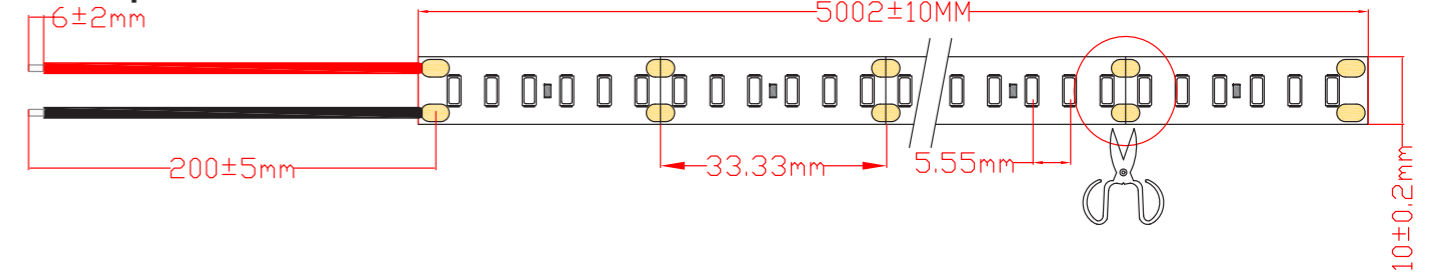


IP & CRI

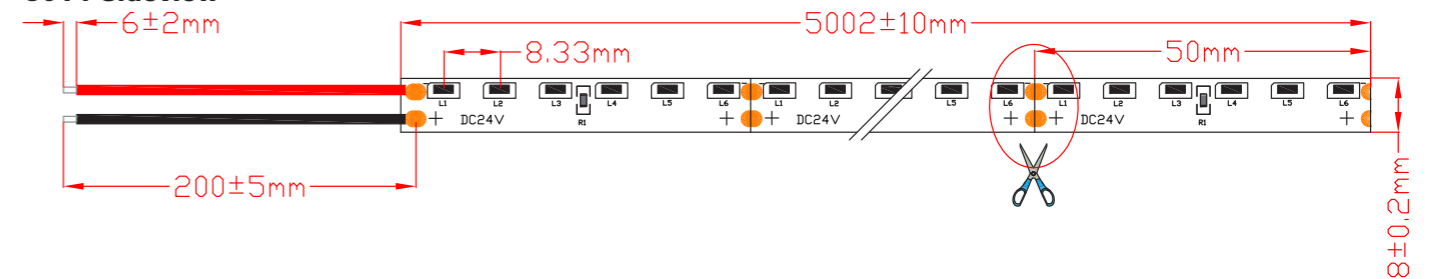


Dimension & Available Length

3014 Topview



3014 Sideview



Electrical & Output Data

3014 Topview

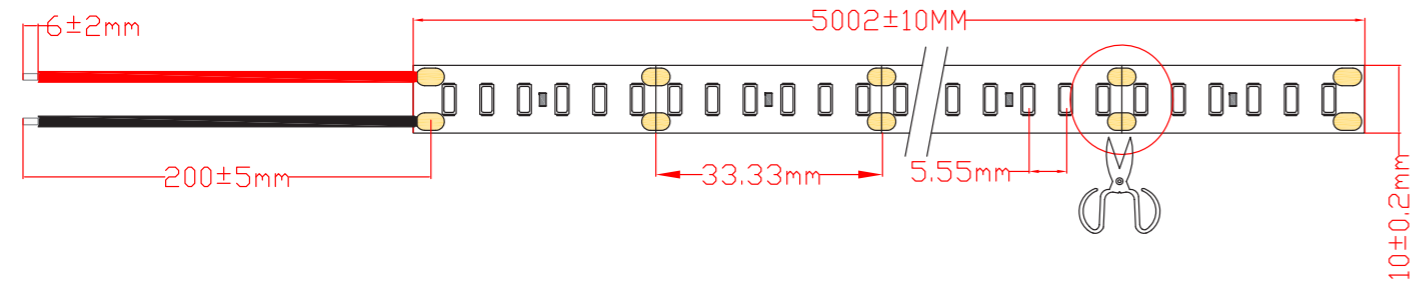
Part No.	Power/m	Voltage	Lumen/m	lm/W	LED/m	LED Pitch	Standard Length	Width	Section Width
ELL-FW30-IN180-CV80-10-24V-CCT	21.6	24V	2700	130	180	5.6	5m	10	33.3

3014 Sideview

Part No.	Power/m	Voltage	Lumen/m	lm/W	LED/m	LED Pitch	Standard Length	Width	Section Width
ELL-FW31V-IN60-CV80-8-24V-CCT	7.2	24V	720	100	60	16.7	5m	8	100mm
ELL-FW31V-IN120-CV80-8-24V-CCT	14.4	24V	1440	100	120	8.3	5m	8	50mm

ELL-FW30-IN180-CV80-10-24V-CCT

Dimension & Available Length



Electrical & Output Data

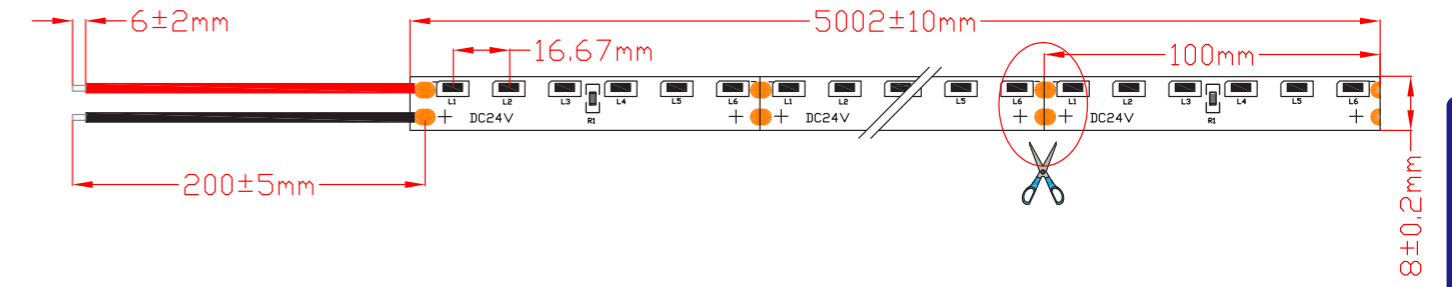
Power	21.6W
Voltage	24V
Lumen/m	2700lm/m
lm/W	130
LED/m	180 pcs/m
Standard Length	5m
Width	10mm
Section Width	33.3mm

IP & CRI

DC 24V	Ra 80	Ra 90
2400K	2700K	3000K
4000K	5000K	6000K
IP 20	IP 65	IP 67

ELL-FW31V-IN60-CV80-8-24V-CCT

Dimension & Available Length



Electrical & Output Data

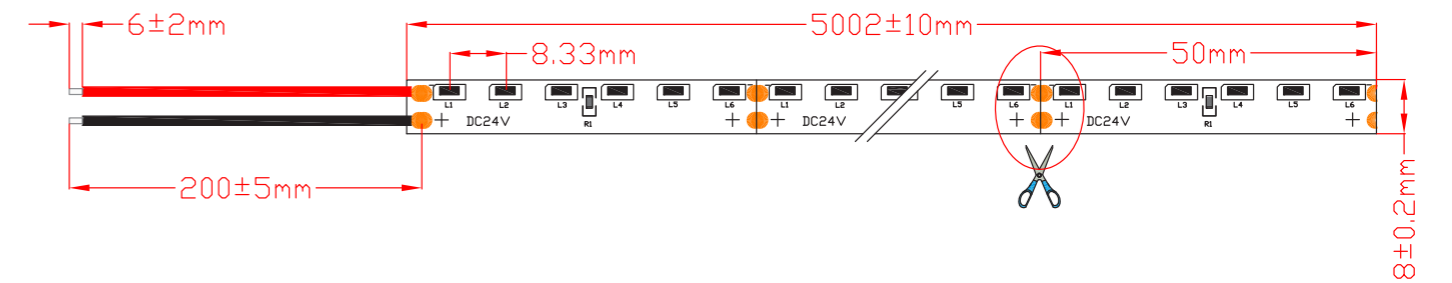
Power	7.2W
Voltage	24V
Lumen/m	720lm/m
lm/W	100
LED/m	60 pcs/m
Standard Length	5m
Width	8mm
Section Width	100mm

IP & CRI

DC 24V	Ra 80	Ra 90
2400K	2700K	3000K
4000K	5000K	6000K
IP 20	IP 65	IP 67

ELL-FW31V-IN120-CV80-8-24V-CCT

Dimension & Available Length



Electrical & Output Data

Power	14.4W
Voltage	24V
Lumen/m	1440lm/m
lm/W	100
LED/m	120 pcs/m
Standard Length	5m
Width	8mm
Section Width	50mm

IP & CRI

DC 24V	Ra 80	Ra 90
2400K	2700K	3000K
4000K	5000K	6000K
IP 20	IP 65	IP 67

Highlight
LED Strip
Neon Flex Strip
Aluminum Profile
LED Controller
Power Supply
Connector

Highlight
LED Strip
Neon Flex Strip
Aluminum Profile
LED Controller
Power Supply
Connector

Multi-color LED Strip Series



Electrical & Output Data

5050 RGB

Part No.	Power/m	Voltage	Lumen/m	lm/W	LED/m	LED Pitch	Standard Length	Width	Section Width
ELL-FW50-IN60-10-24V-RGB	12.2	24V	400	30	60	16.7	5m	10	100mm
ELL-FW50-IN96-10-24V-RGB	19.6	24V	640	30	96	10.4	5m	10	62.5mm

5050 RGBW

Part No.	Power/m	Voltage	Lumen/m	lm/W	LED/m	LED Pitch	Standard Length	Width	Section Width
ELL-FW50-IN60RGBW-CV80-12-24V-CCT	16.8	24V	850	50	60	16.7	5m	12	100mm
ELL-FW50-IN84RGBW-CV80-12-24V-CCT	23.5	24V	1190	50	84	11.9	5m	12	71.4mm
ELL-FW50-IN96RGBW-CV80-12-24V-CCT	26.9	24V	1360	50	96	10.4	5m	12	62.5mm

5050 WRGBW

Part No.	Power/m	Voltage	Lumen/m	lm/W	LED/m	LED Pitch	Standard Length	Width	Section Width
ELL-FW50-IN60WRGBW-CV80-12-24V-CCT+CCT	20.4	24V	1000	50	60	16.7	5m	12	100mm

3527 Dual CCT

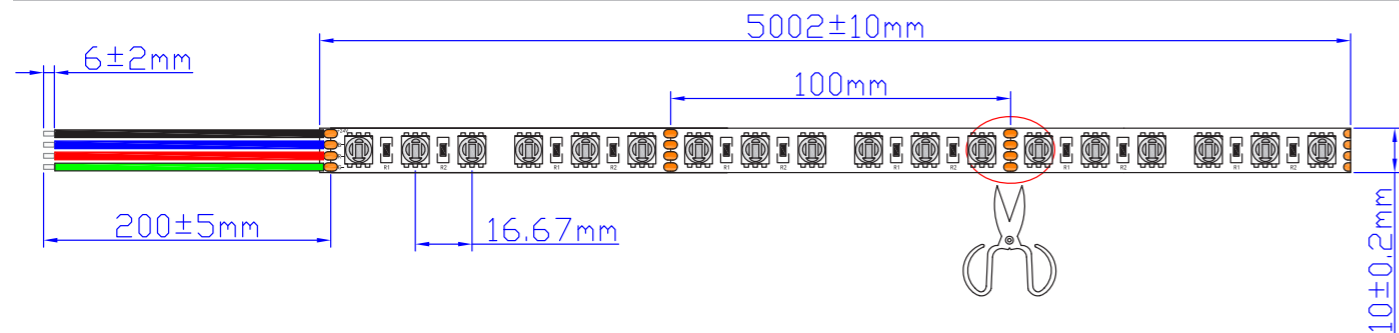
Part No.	Power/m	Voltage	Lumen/m	lm/W	LED/m	LED Pitch	Standard Length	Width	Section Width
ELL-FW35-IN120TA-CV80-10-24V-WW-CW	19.2	24V	1520	80	120	8.3	5m	10	50mm
ELL-FW35-IN180TA-CV80-10-24V-WW-CW	28.8	24V	2280	80	180	5.6	5m	10	33.3mm

Nichia WW+CW

Part No.	Power/m	Voltage	Lumen/m	lm/W	LED/m	LED Pitch	Standard Length	Width	Section Width
ELL-FWNF163-IN80+80-CV90-6-24V-WW-CW	15.6	24V	2650	170	160	6.3	5m	6	100mm

ELL-FW50-IN60-10-24V-RGB

Dimension & Available Length



Electrical & Output Data

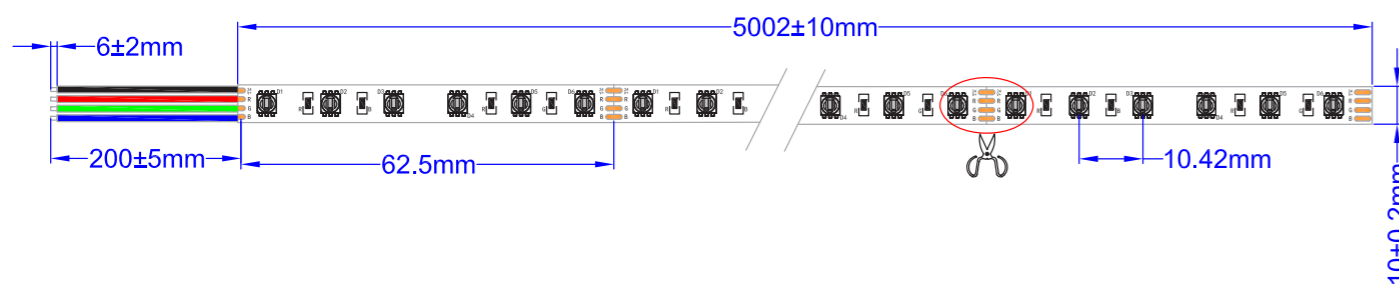
Power	12.2W
Voltage	24V
Lumen/m	400lm/m
lm/W	30
LED/m	60pcs/m
Standard Length	5m
Width	10mm
Section Width	100mm

IP & CRI

DC 24V	RGB
IP 20	IP 54
IP 65	IP 67

ELL-FW50-IN96-10-24V-RGB

Dimension & Available Length



Electrical & Output Data

Power	19.6W
Voltage	24V
Lumen/m	640lm/m
lm/W	30
LED/m	96 pcs/m
Standard Length	5m
Width	10mm
Section Width	62.5mm

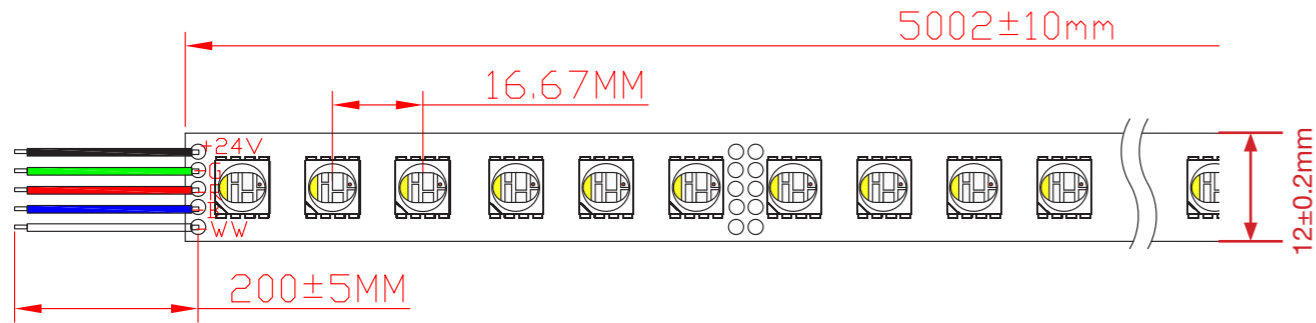
IP & CRI

DC 24V	RGB
IP 20	IP 54
IP 65	IP 67



ELL-FW50-IN60RGBW-CV80-12-24V-CCT

Dimension & Available Length



Electrical & Output Data

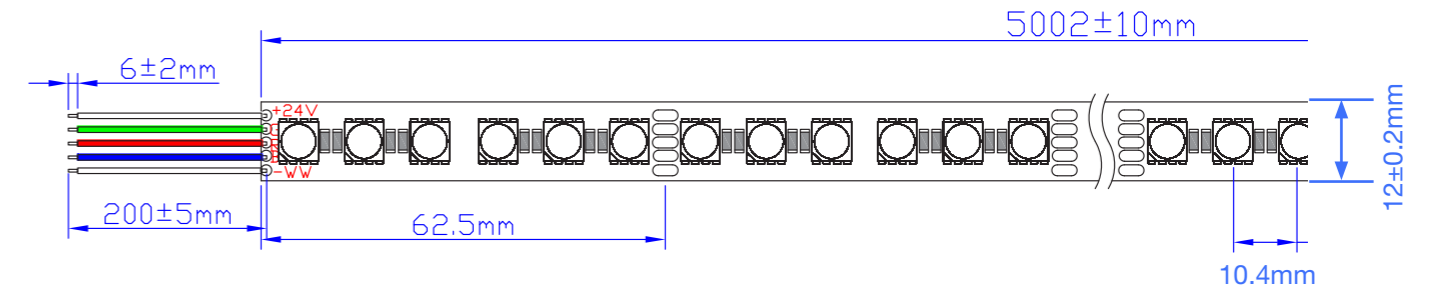
Power	16.8W
Voltage	24V
Lumen/m	850lm/m
lm/W	50
LED/m	60 pcs/m
Standard Length	5m
Width	12mm
Section Width	100mm

IP & CRI

DC 24V	Ra 80		
RGBW	2700K	3000K	
4000K	5000K	6000K	
IP 20	IP 54	IP 65	IP 67

ELL-FW50-IN96RGBW-CV80-12-24V-CCT

Dimension & Available Length



Electrical & Output Data

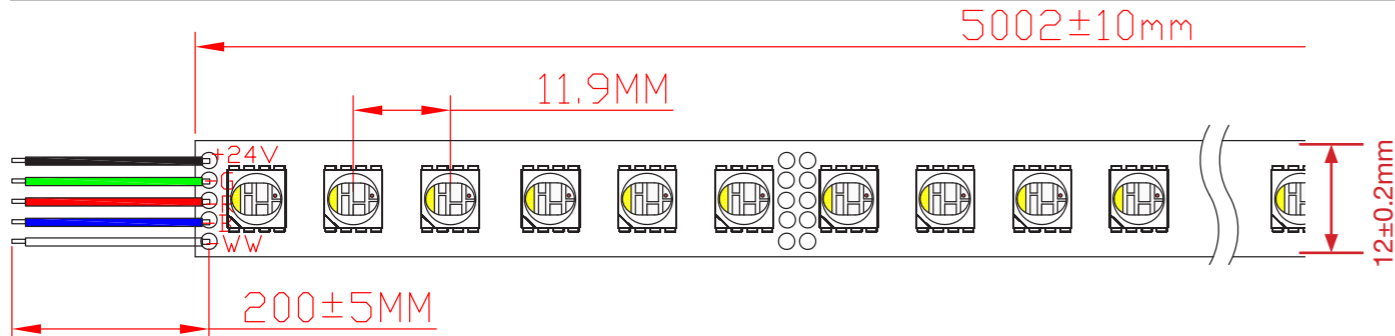
Power	26.9W
Voltage	24V
Lumen/m	1360lm/m
lm/W	50
LED/m	96 pcs/m
Standard Length	5m
Width	12mm
Section Width	62.5mm

IP & CRI

DC 24V	Ra 80		
RGBW	3000K	5000K	6000K
IP 20	IP 54	IP 65	IP 67

ELL-FW50-IN84RGBW-CV80-12-24V-CCT

Dimension & Available Length



Electrical & Output Data

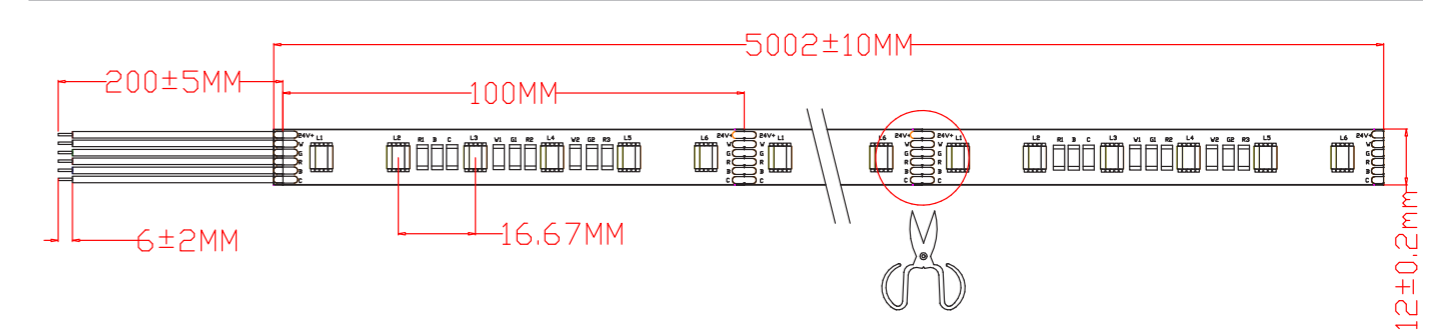
Power	23.5W
Voltage	24V
Lumen/m	1190lm/m
lm/W	50
LED/m	84 pcs/m
Standard Length	5m
Width	12mm
Section Width	71.4mm

IP & CRI

DC 24V	Ra 80		
RGBW	2700K	3000K	
4000K	5000K	6000K	
IP 20	IP 54	IP 65	IP 67

ELL-FW50-IN60WRGBW-CV80-12-24V-CCT+CCT

Dimension & Available Length



Electrical & Output Data

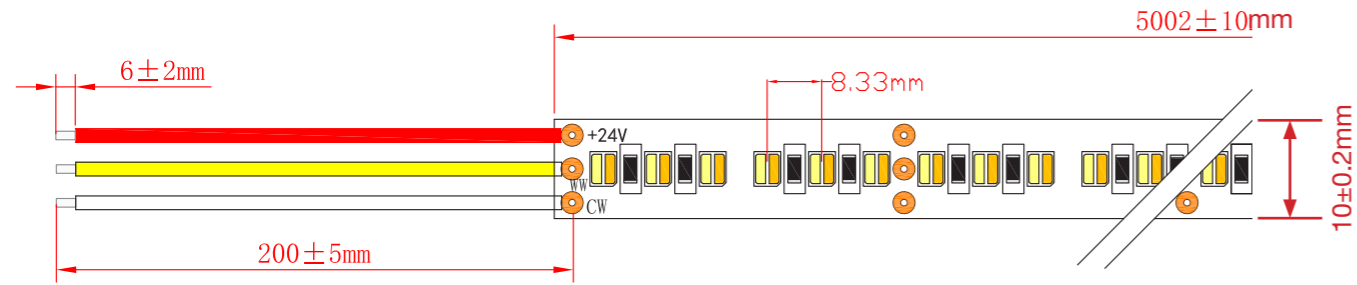
Power	20.4W
Voltage	24V
Lumen/m	1000lm/m
lm/W	50
LED/m	60 pcs/m
Standard Length	5m
Width	12mm
Section Width	100mm

IP & CRI

DC 24V	Ra 80		
WRGBW	3000K	5000K	6000K
IP 20	IP 54	IP 65	IP 67

ELL-FW35-IN120TA-CV80-10-24V-WW-CW

Dimension & Available Length



Electrical & Output Data

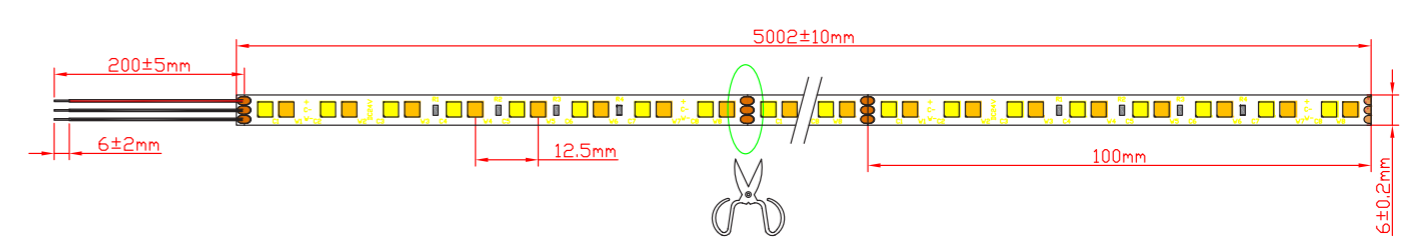
Power	19.2W
Voltage	24V
Lumen/m	1520lm/m
lm/W	80
LED/m	120 pcs/m
Standard Length	5m
Width	10mm
Section Width	50mm

IP & CRI

DC 24V **Ra 80** TONABLE
 2700K 3000K 4000K
 5000K 6000K
IP 20 **IP 54** **IP 65** **IP 67**

ELL-FWNF163-IN80+80-CV90-6-24V-WW-CW

Dimension & Available Length



Electrical & Output Data

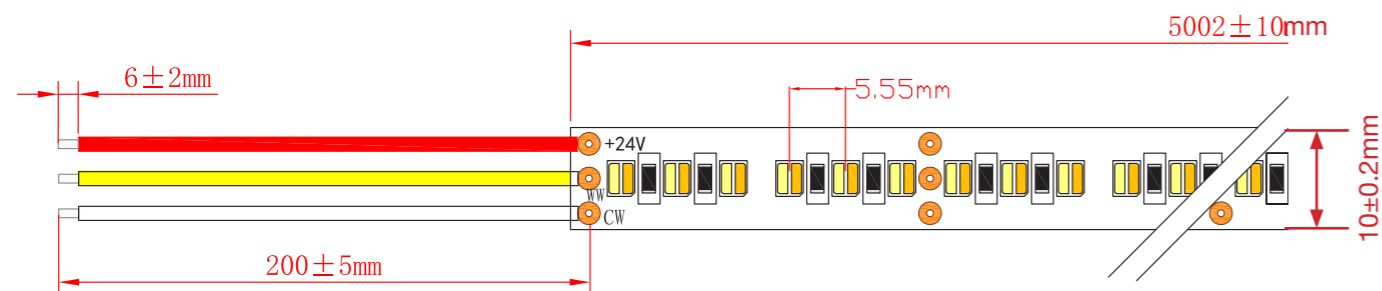
Power	15.6W
Voltage	24V
Lumen/m	2650lm/m
lm/W	170
LED/m	160 pcs/m
Standard Length	5m
Width	6mm
Section Width	100mm

IP & CRI

DC 24V **Ra 80** **Ra 90**
 2000K 2500K 2700K 3000K
 3500K 4000K 4500K 5000K
 5700K 5700K
IP 20 **IP 54** **IP 65** **IP 67**

ELL-FW35-IN180TA-CV80-10-24V-WW-CW

Dimension & Available Length



Electrical & Output Data

Power	28.8W
Voltage	24V
Lumen/m	2280lm/m
lm/W	80
LED/m	180 pcs/m
Standard Length	5m
Width	10mm
Section Width	33.3mm

IP & CRI

DC 24V **Ra 80** TONABLE
 2700K 3000K 4000K
 5000K 6000K
IP 20 **IP 54** **IP 65** **IP 67**

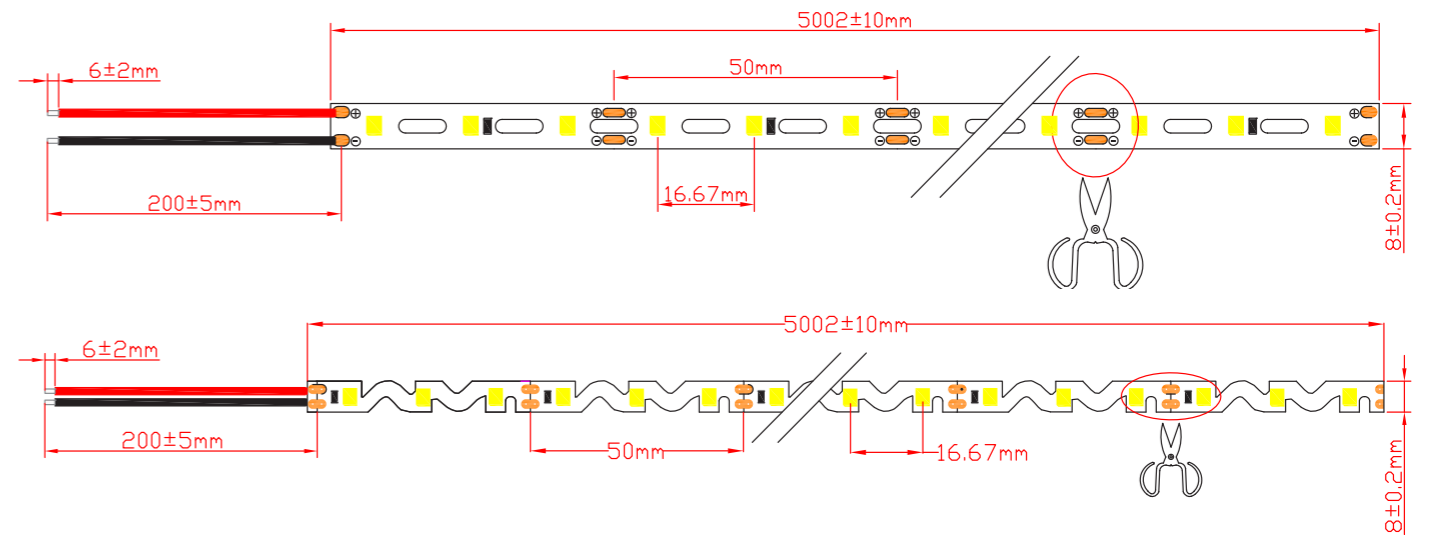
Bendable LED Strip Series



IP & CRI



Dimension & Available Length

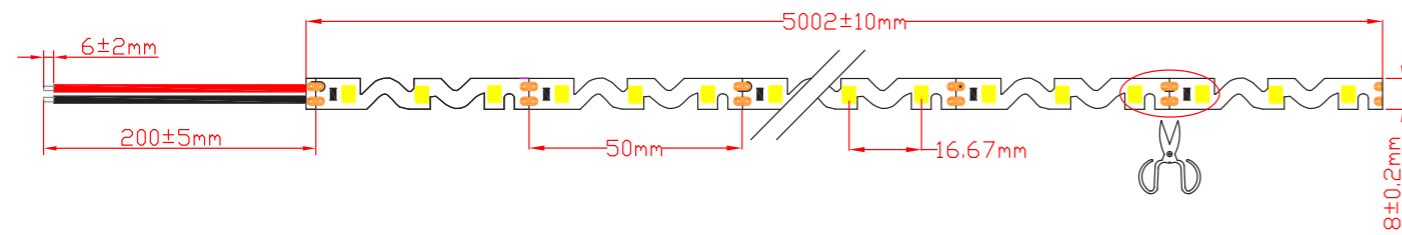


Electrical & Output Data

Part No.	Power/m	Voltage	Lumen/m	lm/W	LED/m	LED Pitch	Standard Length	Width	Section Width
ELL-FW28CB-IN60S-CV90-8-12V-CCT	9.6	12V	1290	110	60	16.7	5m	8	50mm
ELL-FW28CB-IN72S-CV90-6-12V-CCT	11.5	12V	1490	110	72	13.9	5m	6	41.7mm
ELL-FW28CB-IN60H-CV90-8-12V-CCT	13.2	12V	1080	110	60	16.7	5m	8	50mm

ELL-FW28CB-IN60S-CV90-8-12V-CCT

Dimension & Available Length



Electrical & Output Data

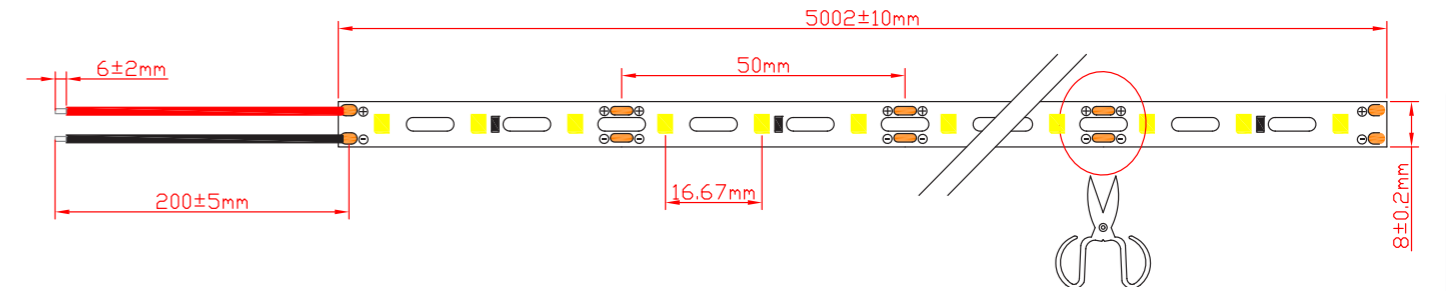
Power	9.6W
Voltage	12V
Lumen/m	1290lm/m
lm/W	110
LED/m	60 pcs/m
Standard Length	5m
Width	8mm
Section Width	50mm

IP & CRI

DC	Ra	
12V	90	
2700K	3000K	3500K
4000K	5000K	6500K
IP	20	

ELL-FW28CB-IN60H-CV90-8-12V-CCT

Dimension & Available Length



Electrical & Output Data

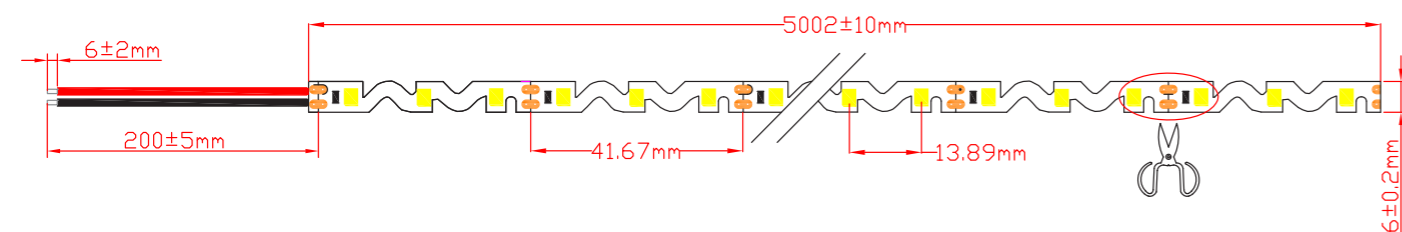
Power	13.2W
Voltage	12V
Lumen/m	1080lm/m
lm/W	110
LED/m	60 pcs/m
Standard Length	5m
Width	8mm
Section Width	50mm

IP & CRI

DC	Ra	
12V	90	
2700K	3000K	3500K
4000K	5000K	6500K
IP	20	

ELL-FW28CB-IN72S-CV90-6-12V-CCT

Dimension & Available Length



Electrical & Output Data

Power	11.5W
Voltage	12V
Lumen/m	1490lm/m
lm/W	110
LED/m	72 pcs/m
Standard Length	5m
Width	6mm
Section Width	41.7mm

IP & CRI

DC	Ra	
12V	90	
2700K	3000K	3500K
4000K	5000K	6500K
IP	20	

COB

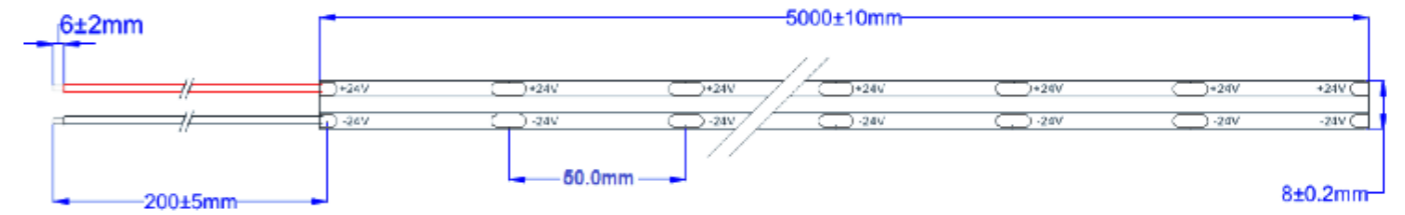


IP & CRI

DC 24V
IP 20
IP 65
2700K
3000K
4000K
6500K
Ra 90
RED
GREEN
BLUE

Red (620~630nm)
 Green (520~530nm)
 Blue (455~465nm)

Dimension & Available Length

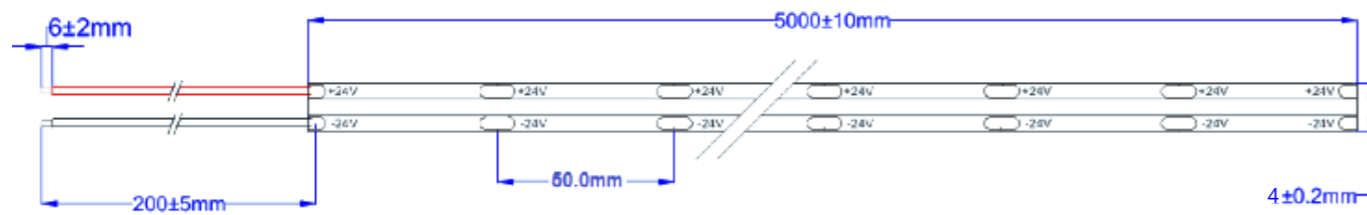


Electrical & Output Data

Part No.	Power/m	Voltage	Lumen/m	lm/W	LED/m	Standard Length	Width	Section Width
ELL-FP5MW-IN480-CV90-4-CCT-24V-W24-IP20-5W	5	24V	450	90	480	5m	4mm	50mm
ELL-FP5MW-IN480-CV90-8-CCT-24V-W24-IP20-10W	10	24V	900	90	480	5m	8mm	50mm
ELL-FP5MW-IN480-CV90-10-CCT-24V-W24-IP20-15W	15	24V	1350	90	480	5m	10mm	50mm
ELL-FP5MW-IN480-8-RED-24V-W24-IP20	10	24V	-	-	480	5m	8mm	50mm
ELL-FP5MW-IN480-8-GREEN-24V-W24-IP20	10	24V	-	-	480	5m	8mm	50mm
ELL-FP5MW-IN480-8-BLUE-24V-W24-IP20	10	24V	-	-	480	5m	8mm	50mm

ELL-FP5MW-IN480-CV90-4-CCT-24V-W24-IP20-5W

Dimension & Available Length



Electrical & Output Data

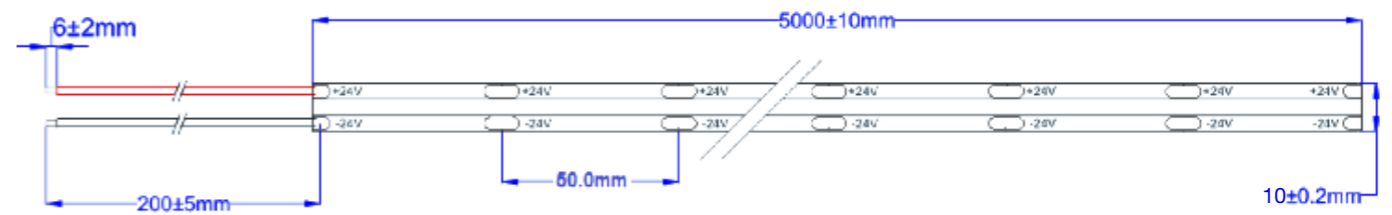
Power	5W
Voltage	24V
Lumen/m	450lm/m
lm/W	90
LED/m	480 pcs/m
Standard Length	5m
Width	4mm
Section Width	50mm

IP & CRI

DC 24V	IP 20	IP 65	Ra 90
2700K	3000K	4000K	6500K

ELL-FP5MW-IN480-CV90-10-CCT-24V-W24-IP20-15W

Dimension & Available Length



Electrical & Output Data

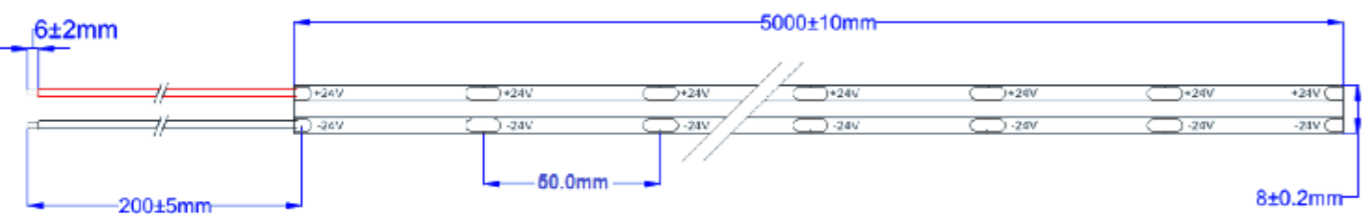
Power	15W
Voltage	24V
Lumen/m	1350lm/m
lm/W	90
LED/m	480 pcs/m
Standard Length	5m
Width	10mm
Section Width	50mm

IP & CRI

DC 24V	IP 20	IP 65	Ra 90
2700K	3000K	4000K	6500K

ELL-FP5MW-IN480-CV90-8-CCT-24V-W24-IP20-10W

Dimension & Available Length



Electrical & Output Data

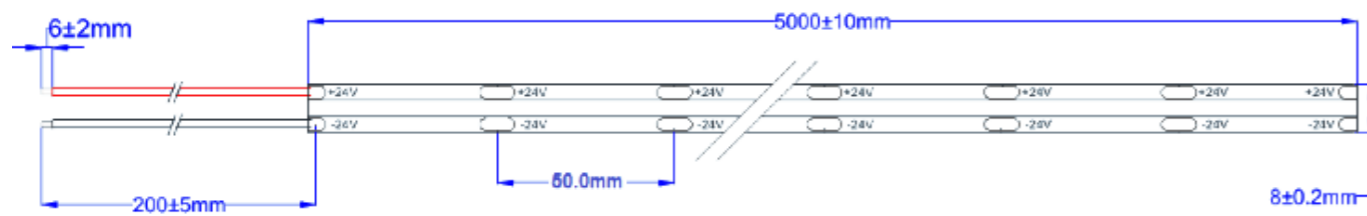
Power	10W
Voltage	24V
Lumen/m	900lm/m
lm/W	90
LED/m	480 pcs/m
Standard Length	5m
Width	8mm
Section Width	50mm

IP & CRI

DC 24V	IP 20	IP 65	Ra 90
2700K	3000K	4000K	6500K

ELL-FP5MW-IN480-8-RED-24V-W24-IP20

Dimension & Available Length



Electrical & Output Data

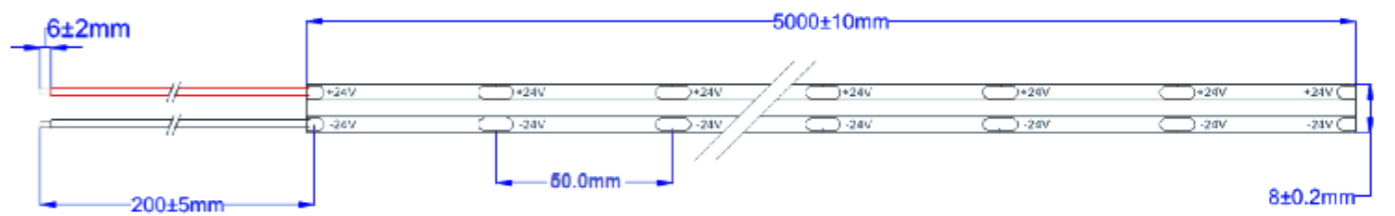
Power	10W
Voltage	24V
Lumen/m	-
lm/W	-
LED/m	480 pcs/m
Standard Length	5m
Width	8mm
Section Width	50mm

IP & CRI



ELL-FP5MW-IN480-8-BLUE-24V-W24-IP20

Dimension & Available Length



Electrical & Output Data

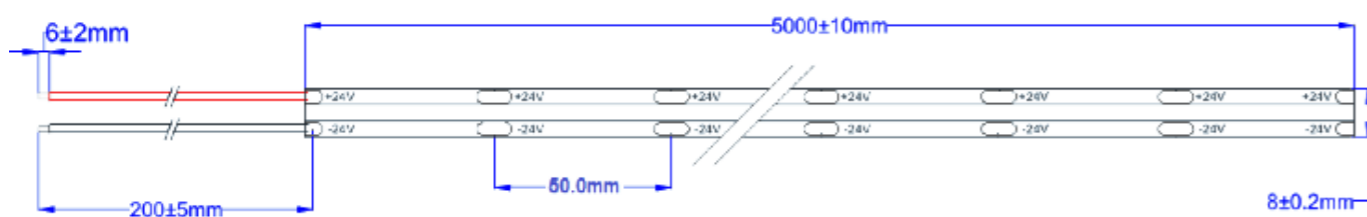
Power	10W
Voltage	24V
Lumen/m	-
lm/W	-
LED/m	480 pcs/m
Standard Length	5m
Width	8mm
Section Width	50mm

IP & CRI



ELL-FP5MW-IN480-8-GREEN-24V-W24-IP20

Dimension & Available Length



Electrical & Output Data

Power	10W
Voltage	24V
Lumen/m	-
lm/W	-
LED/m	480 pcs/m
Standard Length	5m
Width	8mm
Section Width	50mm

IP & CRI



5050 LED SPI/DMX Control Series



IP & CRI

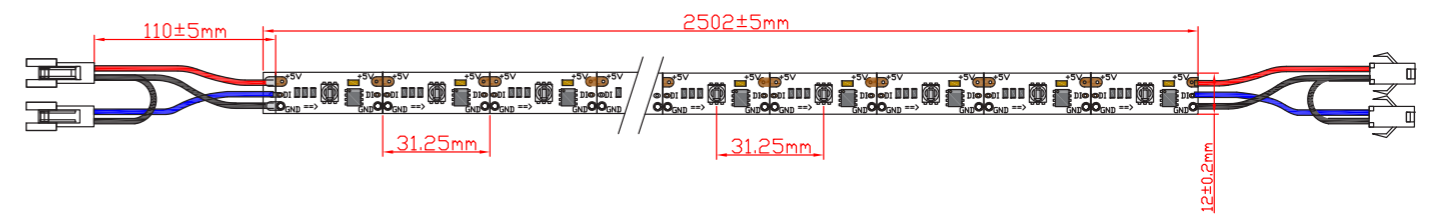
5050 RGB SPI



5050 RGB DMX



Dimension & Available Length



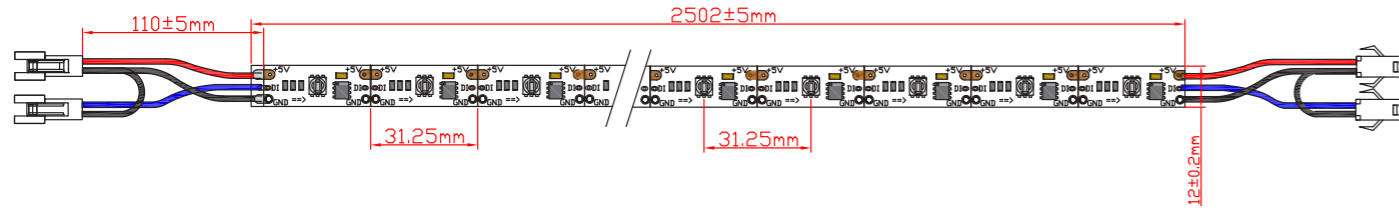
Electrical & Output Data

Part No.	Power/m	Voltage	Lumen/m	lm/W	LED/m	Standard Length	Width	Section Width
ELL-FW50-IN32-SPI-RGB-12-5V	8.2	5V	300	40	32	2.5m	12	31.25mm
ELL-FW50-IN60-SPI-RGB-10-12V	12.2	12V	400	30	60	5m	10	50mm
ELL-FW50-IN32-DMX-RGB-15-5V	8.2	5V	300	40	32	2.5m	15	31.25mm

Part No.	Power/m	Voltage	Lumen/m	lm/W	LED/m	Standard Length	Width	Section Width
ELL-FW50-IN60-DMXDA-15-24V-RGBW	16.3	24V	650	40	60	5m	15	100mm

ELL-FW50-IN32-SPI-RGB-12-5V

Dimension & Available Length



Electrical & Output Data

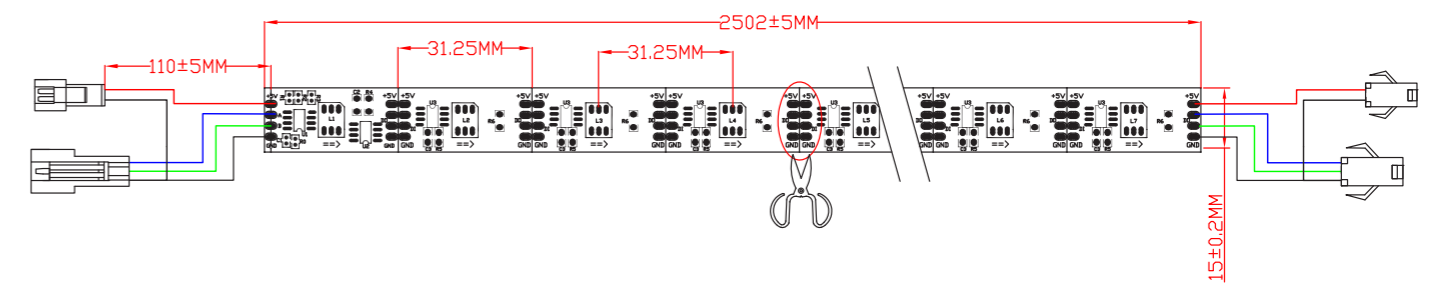
Power	8.2W
Voltage	5V
Lumen/m	300lm/m
lm/W	40
LED/m	32 pcs/m
Standard Length	2.5m
Width	12mm
Section Width	31.25mm

IP & CRI



ELL-FW50-IN32-DMX-RGB-15-5V

Dimension & Available Length



Electrical & Output Data

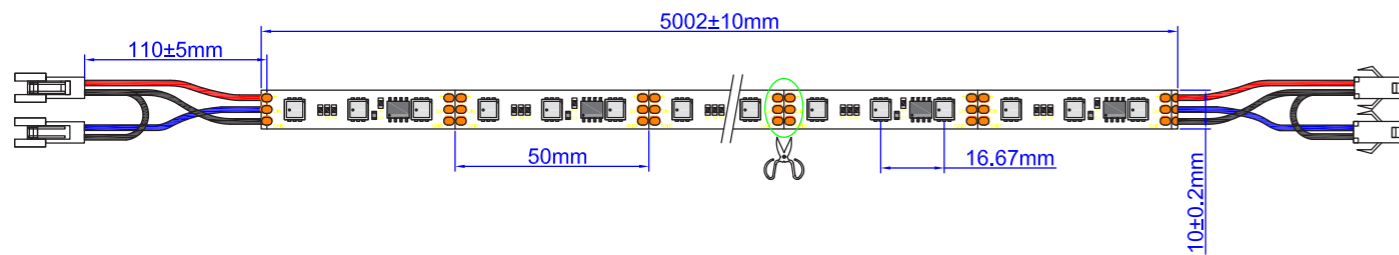
Power	8.2W
Voltage	5V
Lumen/m	300lm/m
lm/W	40
LED/m	32 pcs/m
Standard Length	2.5m
Width	15mm
Section Width	31.25mm

IP & CRI



ELL-FW50-IN60-SPI-RGB-10-12V

Dimension & Available Length



Electrical & Output Data

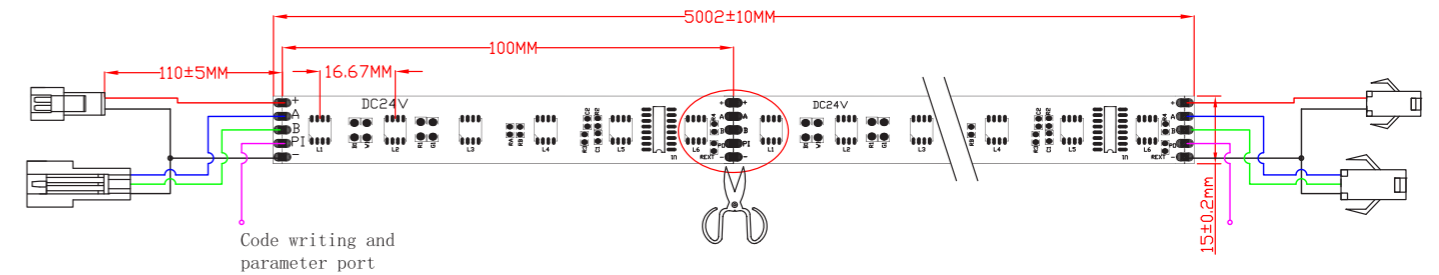
Power	12.2W
Voltage	12V
Lumen/m	400lm/m
lm/W	30
LED/m	60 pcs/m
Standard Length	5m
Width	10mm
Section Width	50mm

IP & CRI



ELL-FW50-IN60-DMXDA-15-24V-RGBW


Dimension & Available Length




Electrical & Output Data

Power	16.3W
Voltage	24V
Lumen/m	650lm/m
lm/W	40
LED/m	60 pcs/m
Standard Length	5m
Width	15mm
Section Width	100mm

IP & CRI



LED Panel Series



Electrical & Output Data

2835CCT+CCT

Part No.	Power/m	Voltage	Lumen/m	lm/W	LED/ Panel	Standard Size	LED Pitch	Section Width
ELL-FW2833-IN240-CV90-P30-480x240-12V-WW-CW	30	12V	3300	110	240	480 × 240mm	P30	30 × 96mm

5050RGB

Part No.	Power/m	Voltage	Lumen/m	lm/W	LED/ Panel	Standard Size	LED Pitch	Section Width
ELL-FW50-IN256x3-P30-480x480-12V-RGB	60	12V	1800	30	768	480 × 480mm	P30	30 × 30mm

5050RGBW

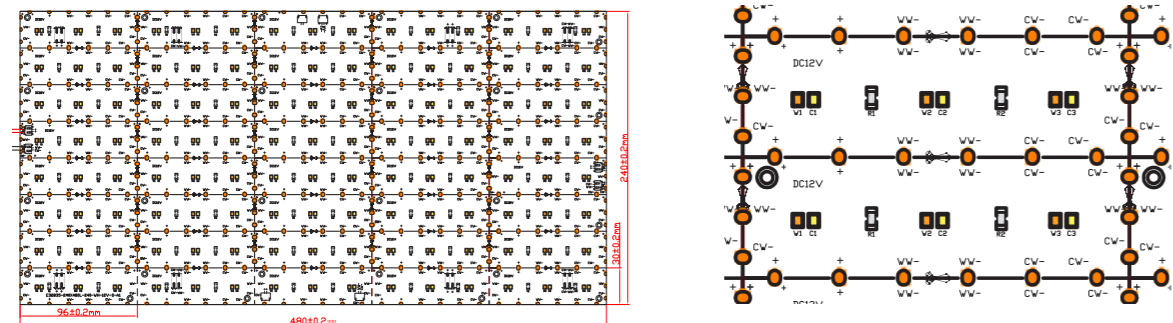
Part No.	Power/m	Voltage	Lumen/m	lm/W	LED/ Panel	Standard Size	LED Pitch	Section Width
ELL-FW50-IN240RGBW-CV80-P30-480x480-12V-CCT-T	67.2	12V	3350	50	240	480 × 480mm	P30	30 × 96mm

2835CV

Part No.	Power/m	Voltage	Lumen/m	lm/W	LED/ Panel	Standard Size	LED Pitch	Section Width
ELL-FW28HV-IN256-CV80-P30-480x480-24V-CCT	60	24V	6600	110	256	480 × 480mm	P30	30 × 30mm

ELL-FW2833-IN240-CV90-P30-480x240-12V-WW-CW

Dimension & Available Length



Electrical & Output Data

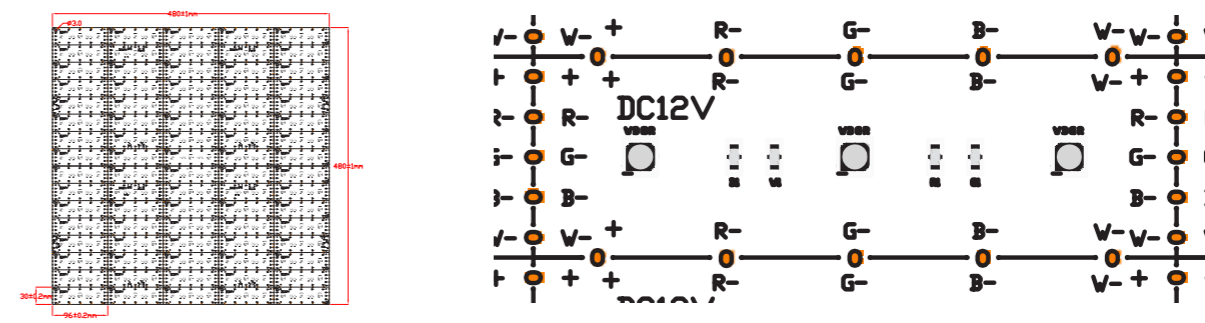
Power	30W
Voltage	12V
Lumen/m	3300lm/m
lm/W	110
LED/Panel	240pcs/panel
Standard Size	480 × 240mm
LED Pitch	P30
Section Size	30 × 96mm

IP & CRI

DC 12V **Ra 90** **TONABLE**
 2700K 3000K 3500K
 4000K 5000K 6500K
IP 20

ELL-FW50-IN240RGBW-CV80-P30-480x480-12V-CCT-T

Dimension & Available Length



Electrical & Output Data

Power	67.2W
Voltage	12V
Lumen/m	3350lm/m
lm/W	50
LED/Panel	240pcs/panel
Standard Size	480 × 480mm
LED Pitch	P30
Section Width	30 × 96mm

IP & CRI

DC 12V **Ra 80**
 RGBW 2700K 3000K
 4000K 5000K 6000K
IP 20

ELL-FW50-IN256x3-P30-480x480-12V-RGB

Dimension & Available Length



Electrical & Output Data

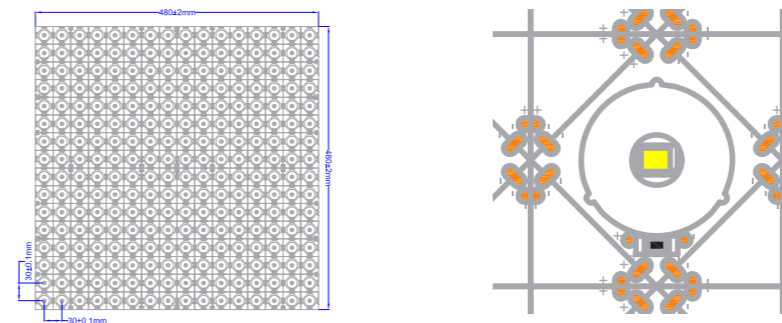
Power	60W
Voltage	12V
Lumen/m	1800lm/m
lm/W	30
LED/Panel	768pcs/panel
Standard Size	480 × 480mm
LED Pitch	P30
Section Size	30 × 30mm

IP & CRI

DC 12V **RGB** **IP 20**

ELL-FW28HV-IN256-P30-480x480-24V-CCT

Dimension & Available Length



Electrical & Output Data


Power	60W
Voltage	24V
Lumen/m	6600lm/m
lm/W	110
LED/Panel	256pcs/panel
Standard Size	480 × 480mm
LED Pitch	P30
Section Size	30 × 30mm

IP & CRI

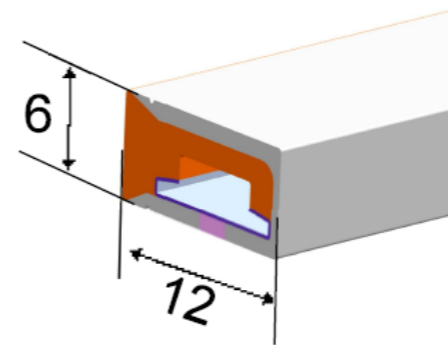
DC 24V **Ra 80**
 2700K 3000K 3500K
 4000K 5000K 6500K
IP 20



LED FLEX STRIP



ELL-FW2073-SNI-196-CV90-6-24V-CCT-0410

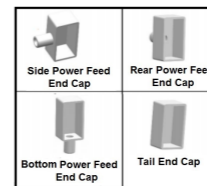


Electrical & Output Data

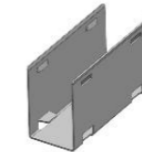
Dimension	6mm (W) × 12mm (H)
PCB Width	8mm
Max Power	12W/m
Max Lumen	350lm/m



Accessories



End Cap



Mounting Bracket



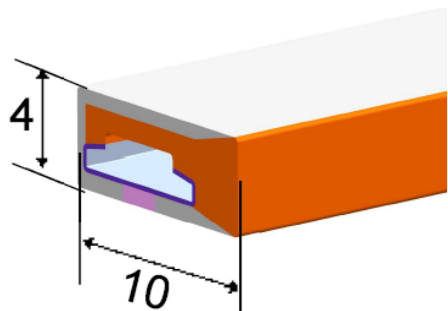
Mounting Channel (1M)



Bendable Mounting Bracket

Side-bend

ELL-FW2073-SNI-196-CV90-6-24V-CCT-0410

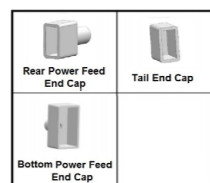


Electrical & Output Data

Dimension	4mm (W) × 10mm (H)
PCB Width	6mm
Max Power	9W/m
Max Lumen	240lm/m



Accessories

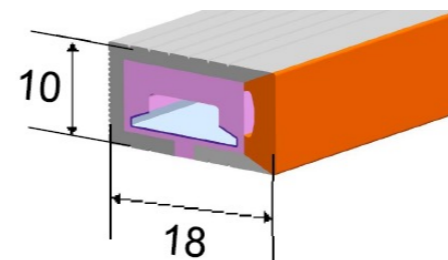


End Cap



Mounting Bracket

ELL-FW28CB-SNI-120-CV90-8-24V-CCT-0612

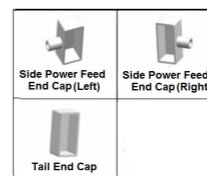


Electrical & Output Data

Dimension	10mm (W) × 18mm (H)
PCB Width	8mm
Max Power	15W/m
Max Lumen	510lm/m



Accessories



End Cap



Mounting Bracket

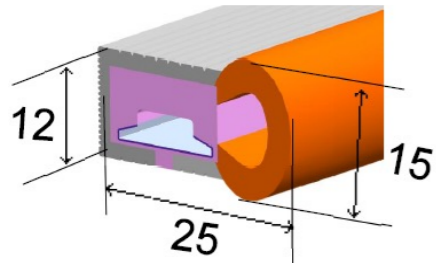


Mounting Channel (1M)



Bendable Mounting Bracket

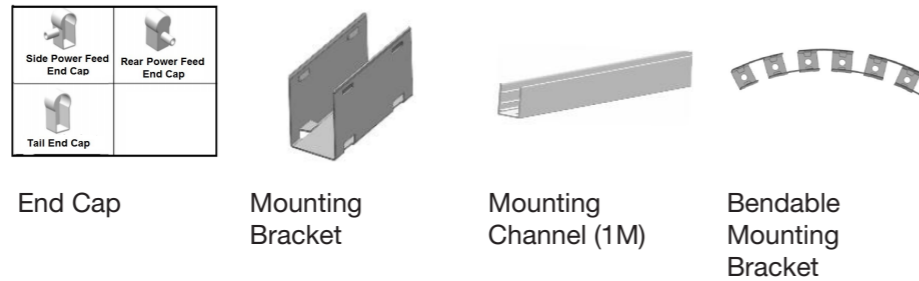
ELL-FW2863-SNI-120-CV90-8-24V-CCT-1018



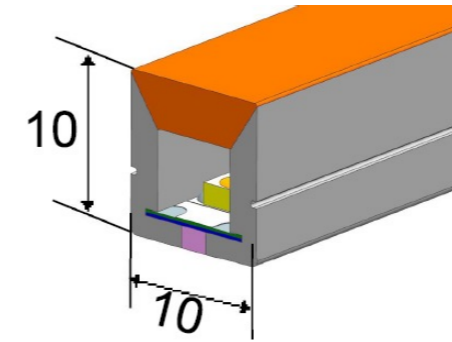
Electrical & Output Data	
Dimension	12mm (W) × 25mm (H)
PCB Width	10mm
Max Power	15W/m
Max Lumen	590lm/m



Accessories



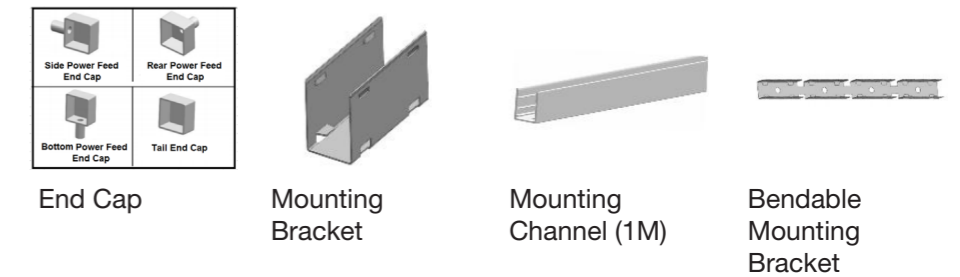
Top-Bend ELL-FW2073-SNI-196-CV90-6-24V-CCT-0410



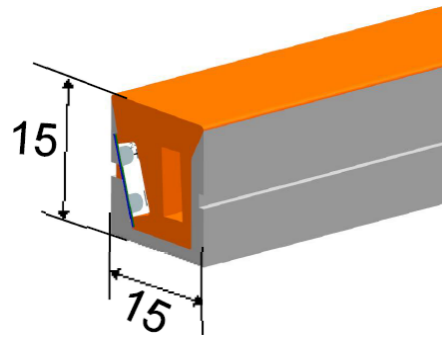
Electrical & Output Data	
Dimension	10mm (W) × 10mm (H)
PCB Width	8mm
Max Power	12W/m
Max Lumen	700lm/m



Accessories



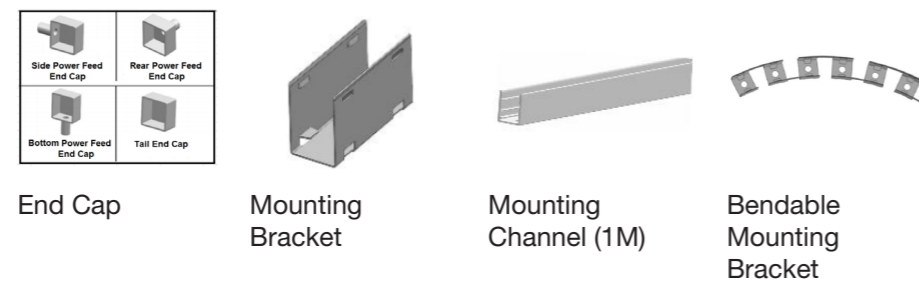
ELL-FW2863-SNE-120-CV90-10-24V-CCT-1515



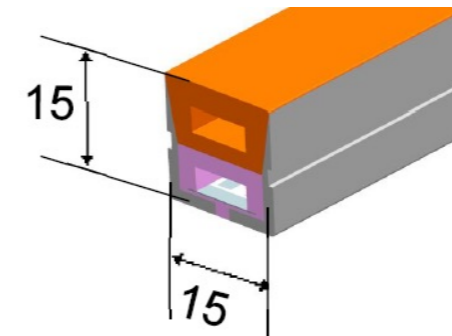
Electrical & Output Data	
Dimension	15mm (W) × 15mm (H)
PCB Width	10mm
Max Power	15W/m
Max Lumen	530lm/m



Accessories



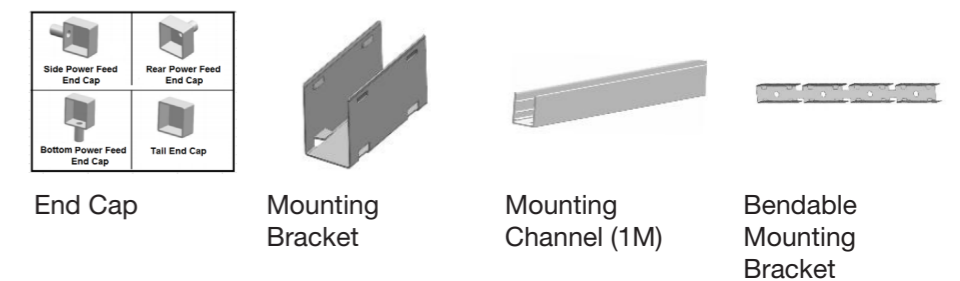
ELL-FW2073-SNI-196-CV90-6-24V-CCT-0410




Electrical & Output Data	
Dimension	15mm (W) × 15mm (H)
PCB Width	10mm
Max Power	15W/m
Max Lumen	900lm/m

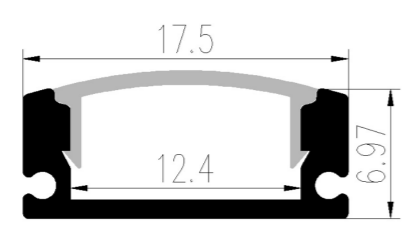



Accessories



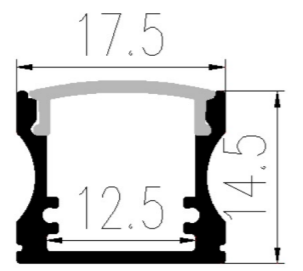
ALUMINUM PROFILE





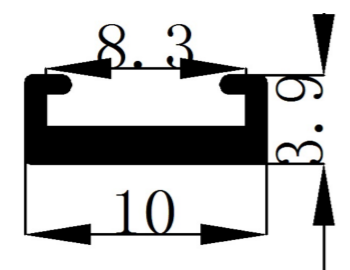

ELL-AP1707

Dimension	17mm (W) × 7mm (H)
Length	1m
PC Cover	1m
PCB Width	12mm



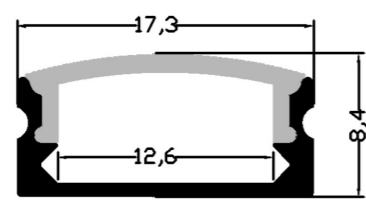
ELL-AP1714

Dimension	17.5mm (W) × 14.5mm (H)
Length	1m
PC Cover	1m
PCB Width	12mm



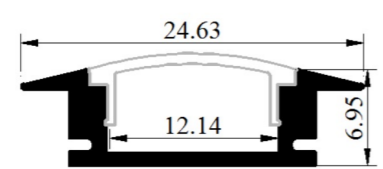

ELL-AP1004

Dimension	10mm (W) × 4mm (H)
Length	1m
PC Cover	1m
PCB Width	8mm



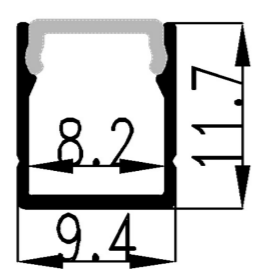

ELL-AP1709

Dimension	17.3mm (W) × 8.4mm (H)
Length	1m
PC Cover	1m
PCB Width	10mm



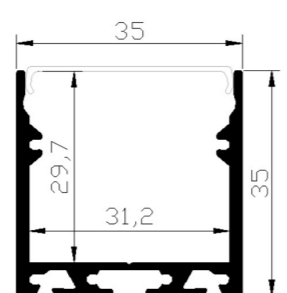

ELL-AP2407

Dimension	24.6mm (W) × 7mm (H)
Length	1m
PC Cover	1m
PCB Width	12mm



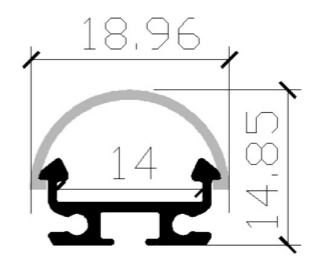
ELL-AP0911

Dimension	9.4mm (W) × 11.7mm (H)
Length	1m
PC Cover	1m
PCB Width	8mm



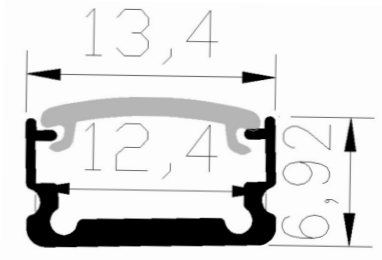

ELL-AP0911

Dimension	35mm (W) × 35mm (H)
Length	1m
PC Cover	1m
PCB Width	16mm



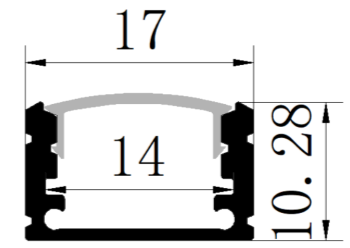

ELL-AP1814

Dimension	18.95mm (W) × 14.85mm (H)
Length	1m
PC Cover	1m
PCB Width	12mm



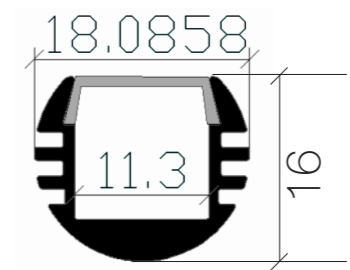

ELL-AP1307

Dimension	13mm (W) × 7mm (H)
Length	1m
PC Cover	1m
PCB Width	12mm



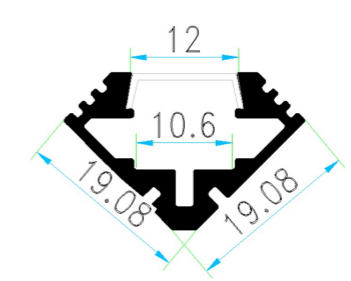
ELL-AP1710

Dimension	17mm (W) × 10mm (H)
Length	1m
PC Cover	1m
PCB Width	12mm



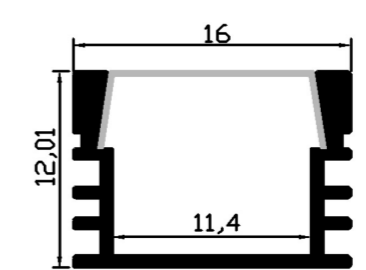

ELL-AP044

Dimension	18mm (W) × 16mm (H)
Length	1m
PC Cover	1m
PCB Width	10mm



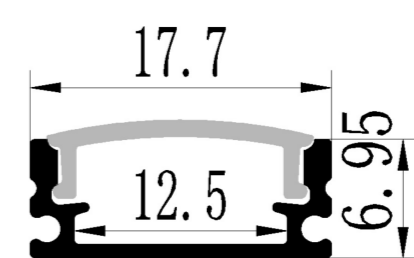

ELL-AP1919

Dimension	19mm (W) × 19mm (H)
Length	1m
PC Cover	1m
PCB Width	10mm



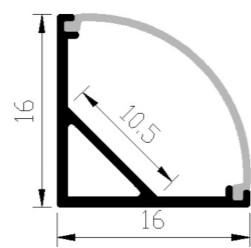

ELL-AP1612

Dimension	16mm (W) × 12mm (H)
Length	1m
PC Cover	1m
PCB Width	10mm



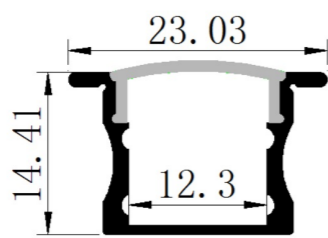

ELL-AP1807

Dimension	17.7mm (W) × 7mm (H)
Length	1m
PC Cover	1m
PCB Width	12mm



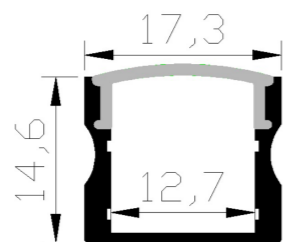

ELL-AP1616

Dimension	16mm (W) × 16mm (H)
Length	1m
PC Cover	1m
PCB Width	10mm



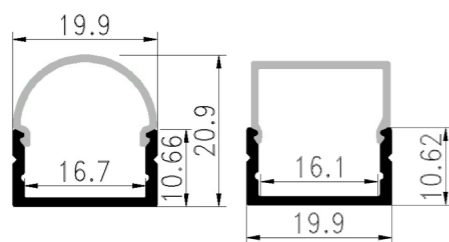

ELL-AP2415

Dimension	24mm (W) × 15mm (H)
Length	1m
PC Cover	1m
PCB Width	12mm



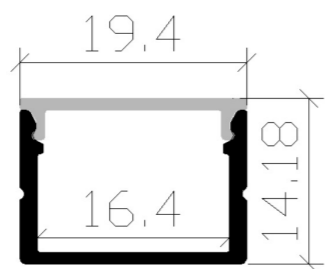

ELL-AP1715

Dimension	17mm (W) × 15mm (H)
Length	1m
PC Cover	1m
PCB Width	12mm



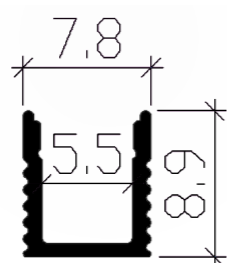
ELL-AP2010

Dimension	20mm (W) × 10mm (H)
Length	1m
PC Cover	1m
PCB Width	16mm



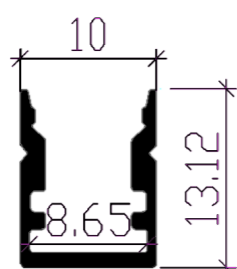
ELL-AP1914

Dimension	19mm (W) × 14mm (H)
Length	1m
PC Cover	1m
PCB Width	16mm



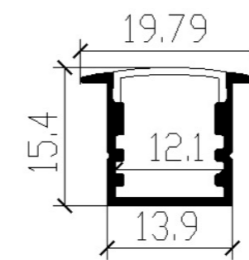
ELL-AP0708

Dimension	7.8mm (W) × 8.9mm (H)
Length	1m
PC Cover	1m
PCB Width	4mm



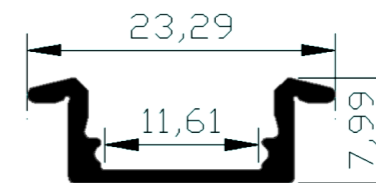

ELL-AP1013

Dimension	10mm (W) × 13mm (H)
Length	1m
PC Cover	1m
PCB Width	4mm



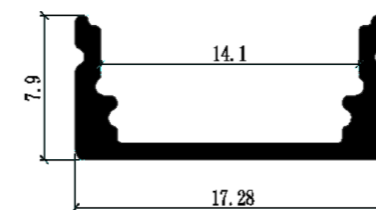

ELL-AP1915

Dimension	20mm (W) × 15.4mm (H)
Length	1m
PC Cover	1m
PCB Width	10mm



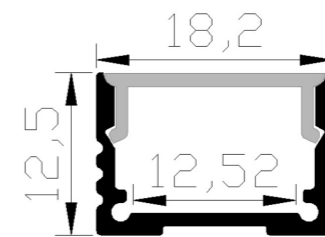

ELL-AP2308

Dimension	23mm (W) × 8mm (H)
Length	1m
PC Cover	1m
PCB Width	10mm



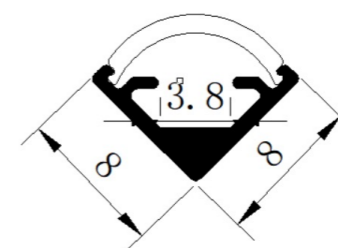
ELL-AP1708

Dimension	17mm (W) × 8mm (H)
Length	1m
PC Cover	1m
PCB Width	12mm



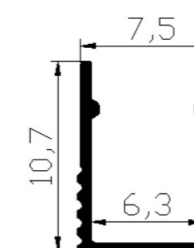
ELL-AP1812

Dimension	18mm (W) × 12mm (H)
Length	1m
PC Cover	1m
PCB Width	10mm



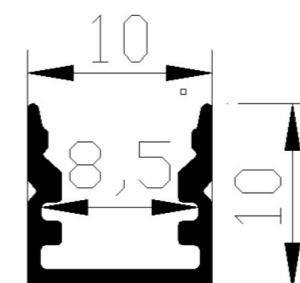

ELL-AP0808

Dimension	8mm (W) × 8mm (H)
Length	1m
PC Cover	1m
PCB Width	3.5mm



ELL-AP0710

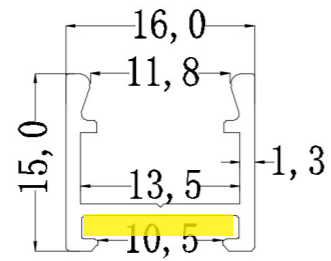

Dimension	7.5mm (W) × 10.7mm (H)
Length	1m
PC Cover	1m
PCB Width	4mm



ELL-AP1010

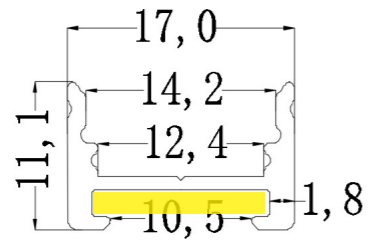
Dimension	10mm (W) × 10mm (H)
Length	1m
PC Cover	1m
PCB Width	8mm

Magnetic Aluminum Profile



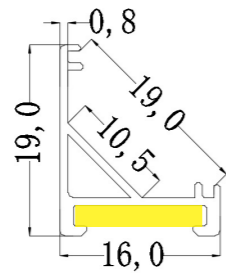
ELL-MAP1615

Dimension	16mm (W) × 15mm (H)
Length	1m
PC Cover	1m
PCB Width	10mm, 12mm



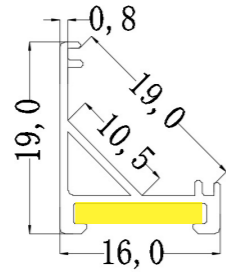

ELL-MAP1711

Dimension	17mm (W) × 11mm (H)
Length	1m
PC Cover	1m
PCB Width	10mm, 12mm



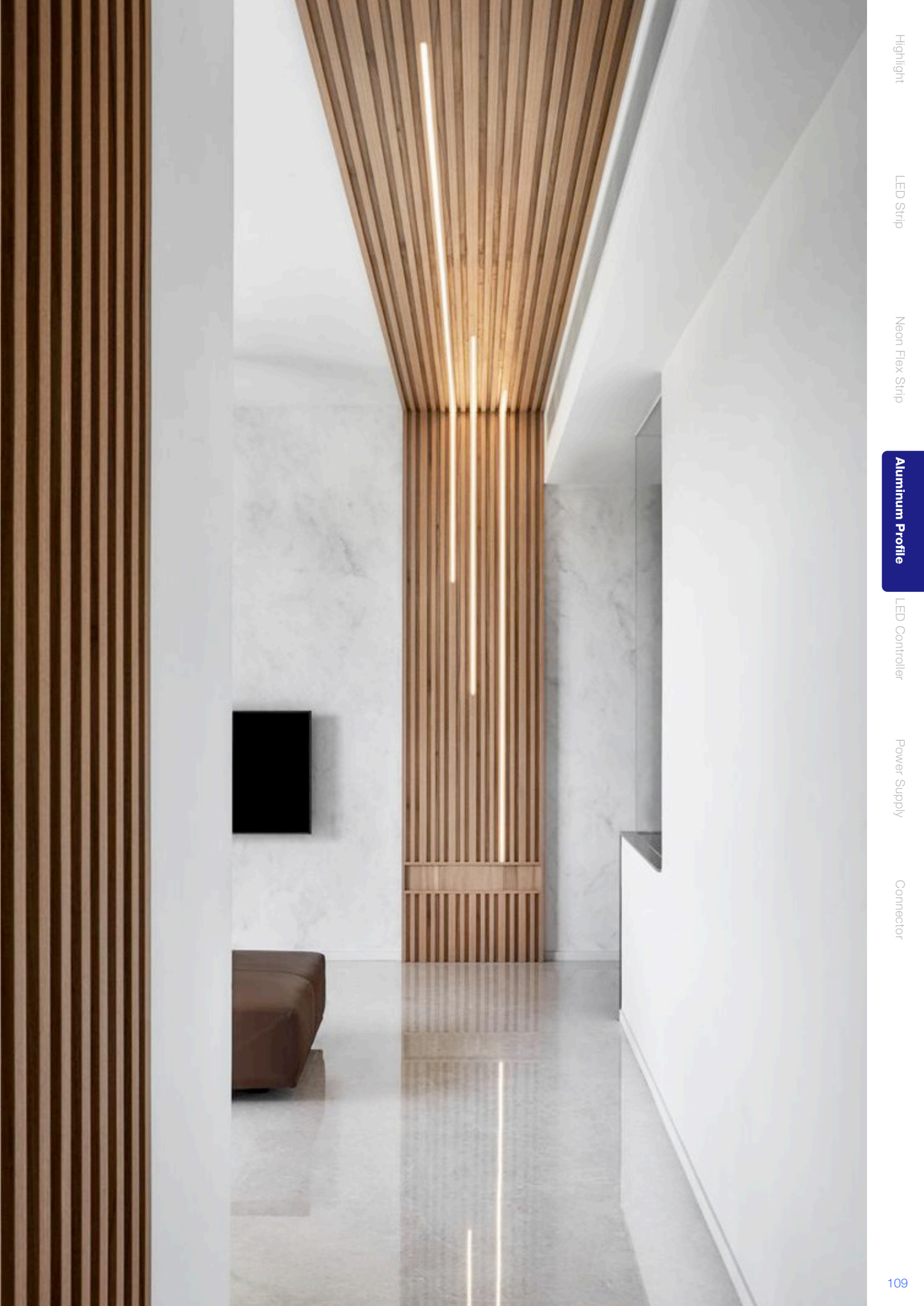
ELL-MAP1619B

Dimension	17mm (W) × 11mm (H)
Length	1m
PC Cover	1m
PCB Width	10mm



ELL-MAP1619

Dimension	17mm (W) × 11mm (H)
Length	1m
PC Cover	1m
PCB Width	10mm



Highlight
LED Strip
Neon Flex Strip
Aluminum Profile
LED Controller
Power Supply
Connector

Highlight
LED Strip
Neon Flex Strip
Aluminum Profile
LED Controller
Power Supply
Connector

LED CONTROLLER





5 IN 1 Smart LED Controller

Model no: ELL-WF-SLC-A
6 Channel: CCT RGB / RGBW / RGB+CCT
Input Voltage: DC12V – 24V
Output: 6A / Channel
Total output Max 15A
 2.4G wireless control / Wifi control



5 IN 1 Smart LED Controller

Model no: ELL-WF-SLC-B
6 Zone CCT RGB / RGBW / RGB+CCT
Input Voltage: DC12V – 24V
Output: 6A / Channel
Total output Max 15A
 2.4G wireless control / Wifi control



2.4G Wireless Touch Screen RGB LED RF Controller

Model no: ELL-RFC-TS-RGB
3 Zone RGB
Input Voltage: DC12V – 24V
Output: 6A / Channel
Total output Max 10A
 2.4G wireless control / Wifi control



2.4G touch screen Wifi RGBW LED controller

Model no: ELL-RFC-TS-RGBW
3 Zone RGBW
Input Voltage: DC12V – 24V
Output: 6A / Channel
Total output Max 10A
 2.4G RF Remote Controller



4 Zone LED Single Color CCT Dimmer PWM LED Controller

Model no: ELL-DLC-PWM-CCT
Output Channel 3 CH
Input Voltage: DC12V – 24V
Output: 4A / Channel
Output power 12V:< 144W;24V:< 288W
 2.4G RF Dimmer Remote Controller



Magic Home RGB Wifi Strip LED Light Controller

Model no: ELL-WFC-RGB
Input Voltage: DC5V – 28V
Output: 4A / Channel
Max Output 100W
Supported Operation System Android /IOS
Signal 2G, 3G and 4G



Mini WiFi Dimmer Single Color Led Controller

Model no: ELL-WFC-D-CCT
Input Voltage: DC5V – 28V
Output: 4A / Channel
Max Output 96W
Supported Operation System Android /IOS
Signal 2G, 3G and 4G



SPI LED WiFi Controller

Model no: ELL-WFC-SPI-A
Input Voltage: DC5V – 24V
Control capacity 1024 Pixels
Control mode WiFi App control
Output signal SPI signal
Supported Operation System Android /IOS



SPI LED WiFi Controller

Model no: ELL-WFC-SPI-B
Input Voltage: DC5V – 24V
Control capacity 2048 Pixels
Build-in Patterns: 180+12DIY effects
Output signal SPI signal
Supported Operation System Android /IOS



Multi-functional Mini WiFi RGB LED Controller

Model no: ELL-MF-WFC-RGB
 WiFi RGB LED Controller - 2 ports
Input Voltage: DC5V – 24V
Output Channel 3*2 channels
Output current <2A/port
Max power 144 (72*2) W



8 Output SPI / DMX Controller

Model no: ELL-SPI-08C / ELL-DMX-08C
 8RJ45 outputs SPI / DMX signal
 By SD Card (Off-Line)
 Computer (On-Line)



RGB Light Amplifier

Model no: ELL-LK-AMP-360W
 Input Voltage = Output Voltage = DC12 – 24V
 3 circuit x 10A / output
 12V <360W / 24V <720W

Power Supply



Mean Well Power Supply - XLG Series

Item No:	XLG-75-12/24	XLG-100-12/24	XLG-150-12/24	XLG-200-12/24
Input Voltage	AC100 - 305V	AC100 - 305V	AC100 - 305V	AC100 - 305V
Output Voltage	DC12V / 24V	DC12V / 24V	DC12V / 24V	DC12V / 24V
Power:	75W	100W	150W	200W
Size:	140*63*32mm	140*63*32mm	180*63*35.5mm	199*63*35.5mm
IP Rate:	IP67	IP67	IP67	IP67
Certification:	UL CE CB TUV	CCC BSMI EMC		

Mean Well Power Supply - LPV Series

Item No:	LPV-35-12/24	LPV-60-12/24	LPV-100-12/24	LPV-150-12/24
Input Voltage	AC90 - 264V	AC90 - 264V	AC90 - 264V	AC180 - 305V
Output Voltage	DC12V / 24V	DC12V / 24V	DC12V / 24V	DC12V / 24V
Power:	35W	60W	100W	150W
Size:	148*40*30mm	162*42*30mm	190*52*37mm	191*63*37.5mm
IP Rate:	IP67	IP67	IP67	IP67
Certification:	UL CE CB TUV	CCC BSMI EMC		

Mean Well Power Supply - LRS Series

Item No:	LRS-75-12/24	LRS-100-12/24	LRS-150-12/24	LRS-200-12/24
Input Voltage	AC85 - 264V	AC85 - 264V	AC115 - 230V	AC115 - 230V
Output Voltage	DC12V / 24V	DC12V / 24V	DC12V / 24V	DC12V / 24V
Power:	75W	100W	150W	200W
Size:	99*97*30mm	129*97*30mm	159*97*30mm	215*115*37.5mm
IP Rate:	IP20	IP20	IP20	IP20
Certification:	UL CE CB TUV	CCC BSMI EMC		

Mean Well Power Supply - PWM Series

Item No:	PWM-40-12/24	PWM-60-12/24	PWM-90-12/24	PWM-120-12/24
Input Voltage	AC90 - 305V	AC90 - 305V	AC90 - 305V	AC90 - 305V
Output Voltage	DC12V / 24V	DC12V / 24V	DC12V / 24V	DC12V / 24V
Power:	40W	60W	90W	120W
Size:	150*53*35mm	150*53*35mm	171*63*37.5mm	191*63*37.5mm
IP Rate:	IP67	IP67	IP67	IP67
Certification:	UL CE CB TUV	CCC BSMI EMC		

Eupchips 150W 1-10V Dimmable Driver

Item No:	EUP75A-24V	EUP100A-24V	EUP150A-24V	EUP200AD-24V
Input Voltage	AC200 - 240V	AC200 - 240V	AC100 - 240V	AC220 - 240V
Output Voltage	DC24V	DC24V	DC24V	DC24V
Power:	75W	100W	150W	200W
Size:	240*54*33mm	196*75*40mm	206*75*40mm	310*65*45mm
IP Rate:	IP20	IP20	IP20	IP20
Certification:	UL CE CB TUV	CCC BSMI EMC		

Power Adaptor (PSE / UL / CE)

Item No:	1A	2A	3A	4A
Input Voltage	AC100 - 240V	AC100 - 240V	AC100 - 240V	AC100 - 240V
Output Voltage	DC12V / 24V	DC12V / 24V	DC12V / 24V	DC12V / 24V
Power:	12W / 24W	24W / 48W	36W / 72W	48W / 96W
Size:	70*40*27.5mm	76*44*31.3mm	81*50*32mm	81*50*32mm
Certification:	PSE UL CE CB			


Highlight
LED Strip
Neon Flex Strip
Aluminum Profile
LED Controller
Power Supply
Connector

Highlight
LED Strip
Neon Flex Strip
Aluminum Profile
LED Controller
Power Supply
Connector

CONNECTORS



2 Pins Mini JST Connector Male & Female (IP67)	
Model no:	ELL-D2P-200MM-G-IP67 / ELL-D2P-200MM-M-IP67
Pins:	2 Pins Mono
Cable Length:	200mm (each side)
Wire:	UL AWG22 Open End
Current Rating:	3A
IP Rating:	IP67
Material:	PBT / UL94V-0



4 Pins Mini JST Connector Male & Female (IP67)	
Model no:	ELL-D4P-200MM-G-IP67 / ELL-D4P-200MM-M-IP67
Pins:	4 Pins Mono
Cable Length:	200mm (each side)
Wire:	UL AWG22 Open End
Current Rating:	3A
IP Rating:	IP67
Material:	PBT / UL94V-0



2 Pins Connector Male & Female (IP65)	
Model no:	ELL-S2P-200MM-G-IP65 / ELL-S2P-200MM-M-IP65
Pins:	2 Pins Mono
Size (Nut/Screw)	Dia 10.5mm
Cable Length:	200mm (each side)
Wire:	UL AWG20 with outer jacket
Current Rating:	4A
IP Rating:	IP65
Material (molded)	TPU / PVC
Locking Type:	Thread coupling



Connector With Cables	
Model no:	ELL-D2Q-200MM-G-IP20 / ELL-D2Q-200MM-M-IP20
Pins:	2 Pins Mono
Cable Length:	200mm (each side)
Wire:	UL AWG22 Open End
Current Rating:	3A
IP Rating:	IP20
Material:	Nylon / UL94V-0



2 Pins Connector Male & Female (IP65)	
Model no:	ELL-P67D13-2P-MW-0.55M / ELL-P67D13-2P-FW-0.55M
Pins:	2 Pins Mono
Size (Nut/Screw)	Dia 13.1mm
Cable Length:	570mm (each side)
Wire:	UL AWG20 with outer jacket
Current Rating:	4A
IP Rating:	IP65
Material (molded)	TPU / PVC
Locking Type:	Thread coupling



2 Pins Connector Male & Female (IP65)	
Model no:	ELL-F6-22-2468-1000MM-IP65M / ELL-F6-22-2468-1000MM-IP65G
Pins:	2 Pins Mono
Size (Nut/Screw)	Dia 7.9mm
Cable Length:	1030mm (each side)
Wire:	UL AWG22
Current Rating:	2.5A
IP Rating:	IP65
Material (molded)	PVC
Locking Type:	Docking coupling

Chinese & English Contact

營業部
Sales Department
T: 852 3521 1945
E: sales@elumenled.com

Japanese Contact

マックス
Max Wong
T: 852 3521 1945
E: max@elumenled.com

Hong Kong Office:

Room 1209, 12/F Laurels Industrial Centre,
32 Tai Yau Street, San Po Kong,
Kowloon, Hong Kong

T: 852 3520 1441
F: 852 3520 1449
E: sales@elumenled.com
W: www.elumenled.com

China Factory:

7/F Block C, Guan Cheng
Low-carbon Industrial Park Shangcun,
Gongming Town, Guangming New District, Shenzhen,
Guangdong Province, China

T: 86 755 3318 5456
F: 86 755 3318 5457

eLumen
LED Lighting Solutions Company Limited
壹流明光電科技有限公司

Versatile Lighting Solutions

LED Flex Strip / LED Flex Panel / LED Profile / LED Neonflex

eLumen
LED Lighting Solutions Company Limited
壹流明光電科技有限公司